

Agenda Notes

29th Meeting
of the
Finance
Committee


Venue of the meeting

Conference Hall, PDPM IITDM Jabalpur

Date and Time of the Meeting

May 28, 2017

at 1000 Hrs.



Pandit Dwarka Prasad Mishra

Indian Institute of Information Technology,
Design and Manufacturing Jabalpur (M.P.)

**PANDIT DWARKA PRASAD MISHRA
INDIAN INSTITUTE OF INFORMATION TECHNOLOGY,
DESIGN & MANUFACTURING JABALPUR (M.P.)**

**29th MEETING OF THE FINANCE COMMITTEE
TO BE HELD ON MAY 28, 2017 AT 10:00 HOURS
VENUE: CONFERENCE HALL OF THE PDPM IITDM JABALPUR**

AGENDA

Agenda Item No.	Agenda Item	Page No.
FC/29/1	Opening Remarks by the Chairperson.	2
FC/29/2	Overview Report by the Director.	3
FC/29/3	Confirmation of the Minutes of 28 th Finance Committee Meeting Held on December 06, 2016.	4 - 15
FC/29/4	To Consider Annual Accounts for the Financial Year 2016-17.	16- 114
FC/29/5	Any other agenda with the permission of the Chair.	115

FC/29/1

Opening Remarks by the Chairperson.

Will be delivered by the Chairperson in the meeting itself.

FC/29/2	Overview Report by the Director. To be presented by the Director in the meeting itself.
----------------	---

FC/29/3

Confirmation of the Minutes of 28th Finance Committee Meeting held on December 06, 2016.

The Minutes of 28th Finance Committee meeting have been circulated to all the members after the approval of the Chairman and no comments were received. The minutes are placed as **FC/29/Annexure-I**.

The Minutes are placed before the Committee for confirmation.

**PANDIT DWARKA PRASAD MISHRA
INDIAN INSTITUTE OF INFORMATION TECHNOLOGY,
DESIGN AND MANUFACTURING JABALPUR**

Minutes of 28th Meeting of the Finance Committee held on December 06, 2016 from 1300 Hrs. in the Conference Hall, PDPM IIITDM Jabalpur

Members Present:

- | | | |
|----|---|-----------|
| 1. | Dr. Kota Harinarayana | Chairman |
| 2. | Prof. P.K. Jain
Director, PDPM IIITDM Jabalpur | Member |
| 3. | Shri D M Gupta
IOFS, Former DGOF | Member |
| 4. | Mrs. Tripti Gurha
Director, IIITs
MHRD, New Delhi | Member |
| 5. | Shri Naresh Joshi
Assistant Registrar(F&A),
PDPM-IIITDM Jabalpur. | Secretary |

Shri Munish Malik, Finance Officer IIT Kanpur and Shri Ashok Maheshwari, Director (F), MHRD New Delhi were granted leave of absence.

FC/28/1	Opening remarks by the Chairman
---------	---------------------------------

Dr. Kota Harinarayana, the Chairperson of FC, welcomed all the members of the FC. The Chairperson emphasized on need to have all shops in the campus with cashless payment facilities i.e. Accept payment with credit, debit card and e-wallet, m-wallet. He also suggested to provide support to all employees including contractual employees to get a debit card.

The Chairperson advised to write to MHRD for funds especially under sub heads Repairs & Maintenance and Swachchata Action Plan, Mrs Tripti Gurha, Director (IIITs), MHRD agreed to provide additional funds and added that the Institute should raise month wise demands.



The Director presented following facts and figures:

OVERVIEW REPORT

- (i) **Budget and Expenditure Progress** - For the FY 2016-17 budget estimates (BE) of Rs. 23866.65 lakh was forwarded by the Institute to the MIIRD to meet out the requirement of Capital, Salary and General Expenses. MHRD has released Rs. 1106.75 lakh, head-wise distribution of the same is as follows:

Rs. 0.00 lakh	-	Creation of Capital Assets (OH-35)
Rs. 700.00 lakh	-	General Expenses (OH-31)
Rs. 406.75 lakh	-	Salary (OH-36)

Unspent balance of FY 2015-16 was Rs. 199.77 lakh, major portion of which was under salary head of SC & ST. This year no grant for SC/ST salary was demanded.

- (ii) **Expenditure Progress under Capital head** - No amount of grant in aid has been released so far for creation of capital assets head-35. The Institute has taken a loan of Rs. Rs.600.00 lakhs from Internal corpus fund for following works:

a. STP (02)	- Rs.100.00 lakhs
b. Faculty	- Rs.200.00 lakhs
c. ERP	- Rs.70.00 lakhs
d. P&D (Excluding STP)	- Rs. 10.00 lakhs
e. Misc. Works	- Rs. 20.00 lakhs
f. Library books & journals	- Rs.200.00 lakhs

- (iii) **Expenditure Progress under General Head** - Out of the total General Expenditure of Rs. 911.54 lakhs, the Institute has incurred expenditure as follows :-

a. New Pension Scheme	- Rs. 52.73 lakhs
b. Manpower Outsourcing	- Rs. 203.17 lakhs
c. Assistantship and Scholarship	- Rs. 371.59 lakhs
d. Students Support	- Rs. 7.70 lakhs
e. Electricity Charges	- Rs. 125.35 lakhs
f. Honorarium	- Rs. 26.46 lakhs
g. Repair & Maintenance	- Rs. 18.91 lakhs
h. Travelling and Conveyance	- Rs. 12.68 lakhs

- (iv) **Expenditure Progress under Salary head** - Total expenditure of Rs. 710.07 lakhs has been incurred towards payment of salary.

a. Teaching Salary	- Rs.488.73 lakhs
b. Non-teaching Salary	- Rs.180.29 lakhs
c. Other components of Salary	- Rs.41.05 lakhs



FC/28/3	Confirmation of Minutes of the 27th meeting of the Finance Committee held on May 20, 2016.
----------------	--

The Secretary informed the members that the minutes of the 26th meeting of Finance Committee held on May 20, 2016 were circulated to all the members and no comments were received. The minutes were confirmed.

FC/28/4	Proposal for Revised Budget (Plan) for FY 2016-17 and Budget Estimate (Plan) for FY 2017-18.
----------------	---

The Finance Committee after going through the details of revised estimates for FY 2016-17 (Plan) and budget estimates FY 2017-18 (Plan) proposed following changes:

To increase demand under sub-heads Repairs & Maintenance and Swachhata Action Plan, the committee also suggested to include STP and other machineries under Swachhata Action Plan. As E-journal is not a physical asset, it should be treated as recurring budget item.

With above amendments revised estimates for FY 2016-17 of Rs. 17629.00 lakh and budget estimates for FY 2017-18 of Rs. 21536.00 lakh attached as **Annexure A** has been recommended to the Board for approval.

FC/28/5	Agenda for Ratification (i) Adoption of Final Audit Report (SAR) for the F.Y. 2015-16 on the Annual Accounts of the Institute.
----------------	---

The Final Audit Report (SAR) on the Annual Accounts of the FY 2015-16 was received from the Office of the Director General of Audit (Central Receipt), Gwalior. Same was approved by the Chairperson, FC/BOG. The decision of the Chairperson FC/BOG for adoption of the Final Audit Report (SAR) of the FY 2015-16 has been recommended by the Finance Committee to the BOG for ratification.



FC/28/5	Agenda for Ratification (ii) Loan from Internal Corpus of the Institute.
----------------	---

The secretary FC informed the committee that a loan of Rs. 600.00 lakh was taken from internal corpus of the Institute with the approval of Chairperson, FC/BOG as no funds have been received in head-35 Creation of Capital Assets. The decision of the Chairperson FC/BOG has been recommended by the Finance Committee to the BOG for ratification.

FC/28/6	Any other item with the permission of the Chair
----------------	--

No other item was placed before the Finance Committee.

The Meeting ended with vote of thanks to the Chairperson and members.


(Naresh Joshi)
Assistant Registrar (F&A)
Secretary Finance Committee


14/12/16
Director


14/12/2016
Chairperson, Finance Committee

**PDPM INDIAN INSTITUTE OF INFORMATION TECHNOLOGY DESIGN AND
MANUFACTURING JABALPUR**

Rs. In lakhs

SUMMARY					
Revised Estimates for the FY 2016-17 & Budget Estimates for the FY 2017-18					
Rs. in Lakh					
S. N.	Particulars	Salary (OH-36)	General Expenses (OH-31)	Capital Assets (OH-35)	Total
1	BE 2016-17	2658.24	2473.05	18735.36	23866.65
2	RE 2016-17	1849.00	4437.00	11343.00	17629.00
3	BE 2017-18	2650.00	5981.00	12905.00	21536.00

OBJECT HEAD-36 "GRANT-IN-AID SALARY" (Recurring Expenses)

Rs. In Lakhs

S.N.	Components	Actual Expenditure FY 2014-15	Actual Expenditure FY 2015-16	Expenditure from 01.04.2016 to 31.10.2016	Budget Estimates FY 2016-17	Revised Estimates FY 2016- 17	Budget Estimates FY 2017- 18
A	SALARY						
1	Faculty	576.80	627.19	425.28	1796.41	1090.00	1540.00
2	Non-Faculty	219.83	228.84	157.98	367.83	330.00	480.00
	Total A	796.63	856.03	583.26	2164.24	1420.00	2020.00
B	OTHER COMPONENTS						
1	Leave Encashment	2.40	3.92	4.80	9.00	9.00	15.00
2	LTC	7.66	18.56	3.66	20.00	25.00	40.00
3	Children Education Allowance	9.10	9.37	0.43	35.00	15.00	35.00
4	Retirement Benefit	202.00	81.69	0.00	300.00	300.00	350.00
5	Professional Development Allowance (PDA)	37.52	15.45	19.37	100.00	50.00	150.00
6	Medical Treatment	13.11	17.85	7.36	30.00	30.00	40.00
	Total B	271.79	146.84	35.62	494.00	429.00	630.00
	Total (A + B)	1068.42	1002.87	618.88	2658.24	1849.00	2650.00

PDPM INDIAN INSTITUTE OF INFORMATION TECHNOLOGY DESIGN AND MANUFACTURING JABALPUR
OBJECT HEAD-31 "GRANT-IN-AID GENERAL" (Recurring Expenses)

Rs. In lakhs

S.N.	PART-'C'-Others	Actual Expenditure FY 2014-15	Actual Expenditure FY 2015-16	Expenditure from 01/04/2016 to 31/10/2016	Budget Estimates FY 2016-17	Revised Estimates FY 2016-17	Budget Estimates FY 2017- 18
1	Contribution to Pension fund	0.00	0.00	1.09	0.00	5.00	5.00
2	Contribution to New Pension Scheme	63.37	69.84	45.41	200.00	142.00	200.00
3	Staff Bonus	1.45	1.40	4.38	3.00	5.00	5.00
4	Manpower Deployment (Outsourcing)	300.94	322.58	177.63	425.00	525.00	650.00
5	Advertisement & Publicity	22.07	15.81	7.27	40.00	15.00	30.00
6	Consumable	11.36	14.38	3.98	20.00	20.00	30.00
7	Departmental Expenses	5.30	7.81	1.79	58.00	15.00	30.00
8	Electricity & Power	164.93	237.97	108.36	250.00	250.00	300.00
9	Student Health Facility	8.44	14.75	8.65	20.00	20.00	25.00
10	Honorarium	34.49	42.90	26.33	60.00	60.00	75.00
11	Horticulture Expenses	1.35	11.13	1.29	30.00	12.00	30.00
12	Hospitality Expenses	14.17	12.50	3.54	25.00	15.00	30.00
13	House Keeping Expenses	3.25	3.06	1.09	15.00	8.00	20.00
14	Rent and Maintenance	3.77	1.78	0.00	2.25	2.50	0.00
15	Bank Charges	0.19	0.12	0.04	0.30	0.50	0.50
16	Membership Charges	13.52	0.49	0.50	4.00	4.00	5.00
17	News Papers & Periodicals	0.94	0.35	0.25	2.50	2.00	2.50
18	Office & Misc. Expenses	9.05	10.55	5.78	18.00	15.00	25.00
19	Postage and Courier Charges	1.87	1.70	0.69	8.00	4.00	5.00
20	Printing & Stationary	10.85	13.07	3.75	30.00	20.00	40.00
21	Professional Charges	24.68	21.17	9.76	50.00	40.00	50.00
22	Repair & Maintenance	18.35	23.42	17.09	150.00	2000.00	3000.00
23	Scholarship and Assistantship	348.96	505.03	326.83	550.00	700.00	800.00

S.N.	PART-'C' -Others	Actual Expenditure FY 2014-15	Actual Expenditure FY 2015-16	Expenditure from 01/04/2016 to 31/10/2016	Budget Estimates FY 2016-17	Revised Estimates FY 2016-17	Budget Estimate FY 2017-18
24	Telephones Expenses & Internet Leased Line	33.64	27.14	8.39	50.00	60.00	64.00
25	Hiring of Transportation	25.28	23.89	6.52	45.00	30.00	50.00
26	Travelling & Conveyance (TA & DA)	34.68	33.71	12.06	55.00	55.00	65.00
27	Vehicles Running & Maintenance	9.10	6.99	3.53	30.00	15.00	33.00
28	Convocation Expenses	11.11	11.04	8.27	25.00	18.00	30.00
29	Workshop and Seminar Expenses	13.61	8.98	1.70	30.00	100.00	40.00
30	Student Support Services	36.74	27.17	5.79	42.00	40.00	60.00
31	Admission Expenses	0.00	6.00	0.00	10.00	8.00	11.00
32	Swachhta Action Plan	0.00	0.00	0.00	0.00	10.00	20.00
33	On-line Journals	166.20	156.92	0.00	225	225	250
	Total -C	1393.66	1633.65	801.76	2473.05	4437.00	5981.00

[Handwritten signature]

PDPM INDIAN INSTITUTE OF INFORMATION TECHNOLOGY DESIGN AND MANUFACTURING JABALPUR

Object Head-35- Creation of Capital Assets

Construction Work (Major Projects)

Rs. In lakhs

S.N.	Account Head	A/A & E/S	Paid to CPWD	Other payments Made	Budget Estimates FY 2016-17	Revised Estimates FY 2016-17	Budget Estimates FY 2017-18
A							
1	Hall of Residence-4	2278.04	2030.00	41.25	206.79	0.00	206.79
2	Hall of Residence-7(PG Hostel Phase -I)	1237.02	1204.00	39.28	0.00	0.00	0.00
3	Hall of Residence -7 (PG Hostel Phase II)	2369.00	1465.00	62.42	835.32	841.58	0.00
4	Hall of Residence -8 (Girls Hostel -1)	1512.05	780.00	36.67	695.38	695.38	0.00
5	Lecture Hall and Tutorial Complex	3731.94	3170.00	114.33	447.61	447.61	0.00
6	Library Cum Computer Centre	2289.70	1100.00	38.55	1151.15	1151.15	0.00
7	Students Activity Centre-1	1816.30	700.00	23.58	1092.72	1092.72	0.00
8	Narmada Residency-II	1598.14	1250.00	45.30	302.84	302.84	0.00
9	Narmada Residency-III	2203.58	1840.00	55.38	308.20	308.20	0.00
10	Rewa Residency -2A &2B	1440.25	1250.00	34.19	156.06	156.06	0.00
11	Administrative Block	1454.13	1000.00	38.05	416.08	416.08	0.00
12	Visitors Hostel	1185.22	950.00	26.64	208.58	0.00	208.58
13	Road and Service Network Phase -2	1926.71	1093.00	49.54	834.17	0.00	784.17
14	Technology Incubation Centre	1782.32	50.00	11.35	1720.97	0.00	1720.97
15	Multi utility Centre	1050.00	50.00	6.66	993.34	0.00	993.34
16	Professional Lab Complex	4641.10	0.00	29.53	4611.57	0.00	4611.57
	Total A	32515.50	17932.00	652.72	13980.78	5411.62	8525.42



Construction Work (Other Projects)							
S.N.	Account Head	A/A & E/S	Paid to CPWD	Other Payments Made	Budget Estimates FY 2016-17	Revised Estimates FY 2016-17	Budget Estimates FY 2017-18
B							
1	Mess and Dining Hall	628.40	482.00	18.09	128.31	128.31	0.00
2	Primary Health Centre	495.19	400.00	13.35	81.84	81.84	0.00
3	Type V Residential quarters	73.11	60.00	0.00	13.11	13.11	0.00
4	Security Barrack	74.91	69.98	2.11	2.82	0.00	2.82
5	External Sewerage System	118.79	100.00	1.43	17.36	17.36	0.00
6	CC Road from Security Barrack to Hall1	115.77	80.00	0.00	15.77	0.00	35.77
7	CC Road from Type V to Core Lab	99.67	94.00	0.00	5.67	0.00	5.67
8	Road Network Phase -1	255.08	240.00	0.00	15.08	0.00	15.08
9	Footpath, Sewerage Line, Water supply & Drains	319.89	200.00	8.45	111.44	111.44	0.00
10	Booster Pump set (Horizontal)	1.66	1.66	0.00	0.00	0.00	0.00
11	Electrical Networking system for Road & Service Network	728.67	100.00	9.69	568.98	618.98	0.00
12	Street Lighting Along Ring Road	122.60	100.00	1.64	20.96	20.96	0.00
13	Basket Ball Court (Indoor)	474.83	416.00	13.86	44.97	44.97	0.00
14	02 No. of Box Culvert Over Nallah (In Zone A & Zone B)	122.10	120.00	6.54	0.00	0.00	0.00
15	Over Head tank	41.17	40.00	0.00	1.17	0.00	1.17
16	RCC Sump well	28.57	13.50	0.00	15.07	0.00	15.07
17	Backside Boundary wall at Nallah	19.90	12.00	0.00	7.90	7.90	0.00
18	Institute Work department Office	99.00	0.00	0.00	99.00	0.00	99.00
19	Director's Residence	136.51	0.00	0.91	135.60	135.60	0.00
20	Site Development near LHTC	99.51	50.00	0.00	49.51	49.51	0.00
21	Institute Entrance Main Gate	65.98	0.00	0.00	65.98	65.98	0.00
22	Ideation Studio & 04 rooms for PG work space near LHTC	885.28	0.00	0.00	885.28	885.28	0.00

S.N.	Account Head	A/A & E/S	Paid to CPWD	Other Payments Made	Budget Estimates FY 2016-17	Revised Estimates FY 2016-17	Budget Estimates FY 2017-18
23	SITC of STP	77.32	0.00	0.00	77.32	77.32	0.00
24	Barbed Wire Fencing to raise height of existing boundary wall	46.06	0.00	0.00	46.06	46.06	0.00
25	Temporary office for Staff at First Floor of Canteen-2	18.99	0.00	0.00	18.99	0.00	0.00
26	Providing and Installation of Passenger cum Goods Lift	32.14	0.00	0.00	32.14	32.14	0.00
27	Submersible Pump at NR-II	3.30	3.30	0.00	0.00	0.00	0.00
	Total B	5184.40	2582.44	76.07	2460.33	2336.76	174.58



Construction Work Under Institute							
S.N.	Account Head	Actual Expenditure FY 2014-15	Actual Expenditure FY 2015-16	Expenditure from 01/04/2016 to 31/10/2016	Budget Estimates FY 2016-17	Revised Estimates FY 2016-17	Budget Estimates FY 2017-18
C							
1	Other Civil Misc. work	58.92	24.14	0.08	70.00	300.00	650.00
2	Misc. Electrical work	0.00	0.00	0.00	30.00	200.00	250.00
3	DG Set	0.00	0.00	0.00	20.00	20.00	0.00
4	Swachhata Action Plan (STP & other Machinerles & equipment)	0.00	0.00	0.00	0.00	300.00	300.00
	Total C	58.92	24.14	0.08	120.00	820.00	1200.00
D	Furniture and Flixture						
1	Furniture & Flixture	112.34	88.81	1.34	650.00	650.00	700.00
	Total D	112.34	88.81	1.34	650.00	650.00	700.00
E	Equipment						
1	Lab Equipment	7.68	29.04	1.69	456.00	650.00	700.00
2	Office Equipment	30.55	12.66	1.45	250.00	350.00	350.00
3	Electric Installation/Air Conditioner	5.61	6.64	1.47	150.00	150.00	200.00
	Total E	43.84	48.34	4.61	856.00	1150.00	1250.00
F	Computer Hardware, Software and peripherals						
1	Hardware	102.85	85.39	0.51	433.25	650.00	705.00
2	Software	48.18	20.27	1.76	213.00	300.00	300.00
	Total F	151.03	105.66	2.27	646.25	950.00	1005.00
G	Library Books & Journals						
1	Books	11.03	14.60	1.20	22.00	24.62	50.00
	Total G	11.03	14.60	1.20	22.00	24.62	50.00
	Grand Total	4669.79	1505.62	9.50	18735.36	11343.00	12905.00

[Handwritten signature]

FC/29/4	<p>To consider Annual Accounts for the Financial Year 2016-17</p> <p>The Annual Accounts for the financial year 2016-17 has been prepared and placed as <u>FC/29/Annexure-II</u> for consideration and recommending to the Board of Governors for approval.</p>
---------	---

PDPM INDIAN INSTITUTE OF INFORMATION TECHNOLOGY DESIGN AND MANUFACTURING JABALPUR

ANNUAL ACCOUNTS FOR FINANCIAL YEAR 2016-17

INDEX

S.N.	PARTICULARS	PAGE No.
1	BALANCE SHEET	19
2	INCOME AND EXPENDITURE ACCOUNT	20
3	INCOME AND EXPENDITURE OF SUBSIDIARY ACCOUNTS	21
4	SCHEDULE-1 CONSOLIDATED CORPUS/CAPITAL FUND	22
5	SCHEDULE-1.1 CORPUS	23
6	SCHEDULE-1.2 CONSOLIDATED INTERNAL CORPUS FUND	24
7	SUB SCHEDULE-1.2A INSTITUTE INTERNAL CORPUS FUND	25
8	SUB SCHEDULE-1.2B PROJECT CAPITAL FUND	25
9	SCHEDULE-2 DESIGNATED/EARMARKED/ ENDOWMENT FUND	26
10	SCHEDULE-3 CURRENT LIABILITIES & PROVISIONS	27
11	SCHEDULE-3A1 SPONSORED PROJECTS	28
12	SCHEDULE-3A2 SPONSORED PROJECTS-OTHER	29
13	SCHEDULE-3B SPONSORED FELLOWSHIPS AND SCHOLARSHIPS	30
14	SCHEDULE-3C UNUTILISED GRANTS FROM GOVERNMENT OF INDIA-PLAN	31
15	SCHEDULE-3D BALANCE FUND OF SUBSIDIARY ACCOUNTS	32
16	SCHEDULE-4 CONSOLIDATED FIXED ASSETS-PLAN	33
17	SCHEDULE-4A (FIXED ASSETS)- PLAN	34
18	SCHEDULE-4B FIXED ASSETS OUT OF PROJECT FUND	39
19	SCHEDULE-4C FIXED ASSETS OUT OF PROFESSIONAL DEVELOPMENT FUND	39
20	SCHEDULE-4D FIXED ASSETS SUBSIDIARY ACCOUNTS	40
21	SCHEDULE-5 INVESTMENTS FROM EARMARKED/ENDOWMENT FUNDS	42
22	SCHEDULE-6 INVESTMENTS OTHER	43
23	SCHEDULE-7 CURRENT ASSETS	44
24	SCHEDULE-8 LOANS, ADVANCE & DEPOSITS	45
25	SCHEDULE-9 FEES/SUBSCRIPTIONS	46
26	SCHEDULE-9.1 FEES/SUBSCRIPTIONS OF SUBSIDIARY ACCOUNTS	47
27	SCHEDULE-10 GRANTS/SUBSIDIES (IRREVOCABLE GRANTS RECEIVED) PLAN	48
28	SCHEDULE-11 INCOME FROM INVESTMENTS	49
29	SCHEDULE-11.1 INCOME FROM INVESTMENTS	50
30	SCHEDULE-12 INTEREST EARNED	51
31	SCHEDULE-12.1 INTEREST EARNED OF SUBSIDIARY ACCOUNTS	52
32	SCHEDULE-13 OTHER INCOME	53
33	SCHEDULE - 13.1 OTHER INCOME OF SUBSIDIARY ACCOUNTS	54
34	SCHEDULE -14 PRIOR PERIOD INCOME	55
35	SCHEDULE-15 STAFF PAYMENTS & BENEFITS ESTABLISHMENT EXPENSES- PLAN	56
36	SCHEDULE - 15A EMPLOYEES RETIREMENT AND TERMINAL BENEFITS	57
37	SCHEDULE - 16 ACADEMIC EXPENSES - PLAN	58
38	SCHEDULE - 16.1 ACADEMIC EXPENSES OF SUBSIDIARY ACCOUNTS	59
39	SCHEDULE-17 ADMINISTRATIVE AND GENERAL EXPENSES	60
40	SCHEDULE - 17.1 ADMINISTRATIVE AND GENERAL EXPENSES OF SUBSIDIARY ACCOUNTS	61
41	SCHEDULE - 18 TRANSPORTATION EXPENSES- PLAN	62

S.N.	PARTICULARS	PAGE No.
42	SCHEDULE-19 REPAIRS & MAINTENANCE- PLAN	63
43	SCHEDULE-19.1 REPAIRS & MAINTENANCE OF SUBSIDIARY ACCOUNTS	64
44	SCHEDULE-20 FINANCE COSTS	65
45	SCHEDULE-20.1 FINANCE COSTS OF SUBSIDIARY ACCOUNTS	66
46	SCHEDULE-21 OTHER EXPENSES	67
47	SCHEDULE-22 PRIOR PERIOD EXPENSES	68
48	SCHEDULE-22.1 PRIOR PERIOD EXPENSES OF SUBSIDIARY ACCOUNT	69
49	SCHEDULE -23 SIGNIFICANT ACCOUNTING POLICIES	70
50	SCHEDULE-24 CONTINGENT LIABILITIES AND NOTES TO ACCOUNTS	75
51	RECEIPTS & PAYMENTS ACCOUNT	79
52	BALANCE SHEET NPS TIER-1 ACCOUNT	82
53	INCOME AND EXPENDITURE ACCOUNT NPS TIER-1 ACCOUNT	83
54	RECEIPTS AND PAYMENTS ACCOUNT NPS TIER-1 ACCOUNT	84
55	UTILISATION CERTIFICATE GRANT IN AID (PLAN)- CONSOLIDATED	85
56	UTILISATION CERTIFICATE GRANT IN AID GENERAL (PLAN)- CONSOLIDATED	87
57	UTILISATION CERTIFICATE GRANT IN AID GENERAL (PLAN)- GENERAL CATEGORY	90
58	UTILISATION CERTIFICATE GRANT IN AID GENERAL (PLAN)- SCHEDULED CASTES CATEGORY	93
59	UTILISATION CERTIFICATE GRANT IN AID GENERAL (PLAN)- SCHEDULED TRIBE CATEGORY	96
60	UTILISATION CERTIFICATE GRANT IN AID SALARY (PLAN)- CONSOLIDATED	99
61	UTILISATION CERTIFICATE GRANT IN AID SALARY (PLAN)- GENERAL	101
62	UTILISATION CERTIFICATE GRANT IN AID SALARY (PLAN)- SCHEDULED CASTES CATEGORY	103
63	UTILISATION CERTIFICATE GRANT IN AID SALARY (PLAN)- SCHEDULED TRIBE CATEGORY	105
64	UTILISATION CERTIFICATE CREATION OF CAPITAL ASSETS- CONSOLIDATED	107
65	UTILISATION CERTIFICATE CREATION OF CAPITAL ASSETS- GENERAL CATEGORY	109
66	UTILISATION CERTIFICATE CREATION OF CAPITAL ASSETS- SCHEDULED CASTES CATEGORY	111
67	UTILISATION CERTIFICATE CREATION OF CAPITAL ASSETS- SCHEDULED TRIBE CATEGORY	113

**PANDIT DWARKA PRASAD MISHRA INDIAN INSTITUTE OF INFORMATION TECHNOLOGY,
DESIGN AND MANUFACTURING, JABALPUR**

BALANCE SHEET AS AT 31ST MARCH 2017

AMOUNT IN ₹			
SOURCES OF FUNDS	SCHEDULES	CURRENT YEAR (FY 2016-17)	PREVIOUS YEAR (FY 2015-16)
CORPUS/CAPITAL FUND	1	301,66,36,785	303,81,77,149
DESIGNATED/EARMARKED/ENDOWMENT FUNDS	2	0	0
CURRENT LIABILITIES & PROVISIONS	3	42,16,33,028	21,79,44,136
TOTAL		343,82,69,813	325,61,21,285
APPLICATION OF FUNDS			
FIXED ASSETS	4		
TANGIBLE ASSETS		65,27,56,901	68,36,94,103
INTANGIBLE ASSETS		78,05,052	2,19,88,769
CAPITAL WORK-IN-PROGRESS		201,65,02,810	201,62,06,794
INVESTMENTS FROM EARMARKED / ENDOWMENT FUNDS	5		
LONG TERM		0	0
SHORT TERM		0	0
INVESTMENTS-OTHERS	6	33,55,65,527	1,75,89,473
CURRENT ASSETS	7	17,40,47,967	31,11,68,946
LOANS, ADVANCES & DEPOSITS	8	25,15,91,557	20,54,73,200
TOTAL		343,82,69,813	325,61,21,285
SIGNIFICANT ACCOUNTING POLICIES	23		
CONTINGENT LIABILITIES AND NOTE TO ACCOUNTS	24		

(Signature)
(Naresh Joshi)
Asst.Registrar (F&A)

(Signature)
(Ram Phal Dwivedi)
Registrar

(Signature)
(Pramod Kumar Jain)
Director



**PANDIT DWARKA PRASAD MISHRA INDIAN INSTITUTE OF INFORMATION TECHNOLOGY,
DESIGN AND MANUFACTURING, JABALPUR**

**INCOME AND EXPENDITURE ACCOUNT
FOR THE PERIOD 01/04/2016 TO 31/03/2017**


AMOUNT IN ₹

PARTICULARS	SCHEDULE	CURRENT YEAR (FY 2016-17)	PREVIOUS YEAR (FY 2015-16)
A INCOME			
ACADEMIC RECEIPTS	9	6,82,54,421	4,84,51,083
GRANTS / SUBSIDIES	10	20,14,34,867	20,22,82,517
LOAN FROM INTERNAL CORPUS	1.2	6,08,04,204	4,58,88,934
INCOME FROM INVESTMENTS	11	1,32,06,131	1,32,01,245
INTEREST EARNED	12	28,88,977	23,93,195
OTHER INCOMES	13	28,00,847	38,81,158
PRIOR PERIOD INCOME	14	4,38,434	6,40,121
TOTAL (A)		34,98,27,880	31,67,38,253
B EXPENDITURE			
STAFF PAYMENTS & BENEFITS(ESTABLISHMENT EXPENSES)	15	12,01,63,823	10,77,71,480
ACADEMIC EXPENSES	16	6,57,04,563	6,30,85,827
ADMINISTRATIVE AND GENERALEXPENSES	17	7,02,69,337	7,04,53,266
TRANSPORTATION EXPENSES	18	21,43,617	30,88,951
REPAIRS & MAINTENANCE	19	39,02,142	37,59,999
FINANCE COSTS	20	55,589	11,928
DEPRECIATION	4	5,60,59,984	5,37,32,548
OTHER EXPENSES	21	0	0
PRIOR PERIOD EXPENSES	22	23,06,293	1,04,960
TOTAL (B)		32,06,05,348	30,20,08,959
BALANCE BEING EXCESS OF INCOME OVER EXPENDITURE (A-B)		2,92,22,532	1,47,29,294
TRANSFER TO INSTITUTE CAPITAL FUND			
	9		
	11		
	12		
INTERNAL INCOME	13	8,71,50,376	6,79,26,681
BUILDING FUND		0	0
BALANCE BEING SURPLUS (DEFICIT) CARRIED TO GENERAL FUND		8,71,50,376	6,79,26,681
BALANCE BEING SURPLUS (DEFICIT) CARRIED TO CORPUS FUND		(5,79,27,843)	(5,31,97,387)
SIGNIFICANT ACCOUNTING POLICIES	23		
CONTINGENT LIABILITIES AND NOTE TO ACCOUNTS	24		

(Naresh Joshi)
Asst.Registrar (F&A)

(Ram Phal Dwivedi)
Registrar

(Pramod Kumar Jais)
Director



PANDIT DWARKA PRASAD MISHRA INDIAN INSTITUTE OF INFORMATION TECHNOLOGY, DESIGN AND MANUFACTURING, JABALPUR
INCOME AND EXPENDITURE OF SUBSIDIARY ACCOUNTS

FOR THE PERIOD 01/04/2016 TO 31/03/2017

PARTICULARS	SCHE DULE S	CURRENT YEAR					PREVIOUS YEAR	
		Hall 01	Hall 03	Hall 04	Gymkhana	Library	TOTAL	TOTAL
A INCOME								
ACADEMIC RECEIPTS	9.1	1,21,400	5,545	12,200	23,01,068	59,551	24,99,764	92,63,378
GRANTS / SUBSIDIES		0	0	0	0	0	0	0
INCOME FROM INVESTMENTS	11.1	7,09,345	3,01,738	87,422	4,71,837	0	15,70,342	12,30,871
INTEREST EARNED	12.1	1,18,256	2,93,326	1,48,686	69,173	12,628	6,42,069	4,65,942
OTHER INCOMES	13.1	47,000	25,500	84,200	0	0	1,56,700	1,19,640
PRIOR PERIOD INCOME								
TOTAL (A)		9,96,001	6,26,109	3,32,508	28,42,078	72,179	48,68,875	1,10,79,831
B EXPENDITURE								
STAFF PAYMENTS & BENEFITS		0	0	0	0	0	0	0
ACADEMIC EXPENSES	16.1	0	1,790	0	9,91,738	0	9,93,528	18,86,639
ADMINISTRATIVE AND GENERAL EXPENSES	17.1	76,413	95,912	2,05,010	21,912	0	3,99,247	4,73,535
TRANSPORTATION EXPENSES		0	0	0	0	0	0	0
REPAIRS & MAINTENANCE	19.1	2,79,217	3,35,893	1,37,415	0	0	7,52,525	4,55,613
FINANCE COSTS	20.1	280	120	160	200	0	760	498
DEPRECIATION	4	66,818	65,355	61,658	54,850	0	2,48,681	1,58,020
OTHER EXPENSES		0	0	0	0	0	0	0
PRIOR PERIOD EXPENSES		0	0	0	0	0	0	11,615
TOTAL (B)		4,22,728	4,99,070	4,04,243	10,68,700	0	23,94,741	29,85,920
BALANCE BEING EXCESS OF INCOME OVER EXPENDITURE (A-B)		5,73,273	1,27,039	(71,735)	17,73,378	72,179	24,74,134	80,93,911
TRANSFER TO CAPITAL FUND (SUBSIDIARY ACCOUNTS)	1.2C	5,73,273	1,27,039	(71,735)	17,73,378	72,179	24,74,134	80,93,911
SIGNIFICANT ACCOUNTING POLICIES	23							
CONTINGENT LIABILITIES AND NOTE TO ACCOUNTS	24							

(Narender Joshi)
Asst.Registrar (F&A)

(Ram Phal Dwivedi)
Registrar


(Pramod Kumar Jain)
Director




**PANDIT DWARKA PRASAD MISHRA INDIAN INSTITUTE OF INFORMATION TECHNOLOGY, DESIGN
AND MANUFACTURING, JABALPUR**


SCHEDULE -1 CONSOLIDATED CORPUS/CAPITAL FUND

AMOUNT IN ₹			
PARTICULARS	SCHE DULES	CURRENT YEAR (FY 2016-17)	PREVIOUS YEAR (FY 2015-16)
BALANCE AS AT THE BEGINNING OF THE YEAR		3,03,81,77,149	289,82,46,336
ADD: CONTRIBUTIONS TOWARDS INTERNAL CORPUS	1.2	8,71,50,376	6,79,26,681
LESS: LOAN TO INSTITUTE FROM INTERNAL CORPUS (TO MEET SHORT OF GRANT)	1.2	(5,80,67,245)	(4,58,88,934)
TO THE EXTENT UTILIZED FOR CAPITAL EXPENDITURE	1.1	41,22,258	16,62,53,636
ADD:: ASSETS PURCHASED OUT OF EARMARKED FUNDS	1.2B	20,65,682	48,36,817
PROJECTS, WHERE OWNERSHIP VESTS IN THE INSTITUTION		0	0
ADD:ASSETS DONATED/GIFTS RECEIVED		0	0
LESS: ASSET OVERVALUATION		(4,06,950)	0
ADD: OTHER ADDITIONS(IDF & DDF)	1.2B	15,23,358	0
ADD :- EXCESS OF INCOME OVER EXPENDITURE TRASFERRED FROM THE INCOME & EXPENDITURE		0	0
DEFICIT TRANSFERRED FROM THE INCOME AND EXPENDITURE A/C		(5,79,27,843)	(5,31,97,387)
BALANCE AT THE YEAR-END		3,01,66,36,785	3,03,81,77,149


(Naresh Joshi)
Asst.Registrar (F&A)


(Ram Phal Dwivedi)
Registrar


(Pramod Kumar Jain)
Director




**PANDIT DWARKA PRASAD MISHRA INDIAN INSTITUTE OF INFORMATION TECHNOLOGY, DESIGN
AND MANUFACTURING, JABALPUR**

SCHEDULE -1.1 CORPUS

PARTICULARS	AMOUNT IN ₹	
	CURRENT YEAR (FY 2016-17)	PREVIOUS YEAR (FY 2015-16)
BALANCE AS AT THE BEGINNING OF THE YEAR	2,85,20,17,767	273,89,61,518
ADD: CONTRIBUTIONS TOWARDS CORPUS	41,22,258	16,62,53,636
LESS ASSET OVERVALUED	4,06,950	0
DEFICIT TRANSFERRED FROM THE INCOME AND EXPENDITURE A/C	(5,79,27,843)	(5,31,97,387)
BALANCE AT THE YEAR-END	2,79,86,19,132	2,85,20,17,767


(Naresh Joshi)
Asst.Registrar (F&A)


(Ram Phal Dwivedi)
Registrar


(Pramod Kumar Jain)
Director



**PANDIT DWARKA PRASAD MISHRA INDIAN INSTITUTE OF INFORMATION TECHNOLOGY,
DESIGN AND MANUFACTURING, JABALPUR**


SCHEDULE -1.2 CONSOLIDATED INTERNAL CORPUS FUND

PARTICULARS	AMOUNT IN ₹	
	CURRENT YEAR (As at 31/03/2017)	PREVIOUS YEAR (As at 31/03/2016)
BALANCE AS AT THE BEGINNING OF THE YEAR	18,61,59,382	15,92,84,818
ADD: CONTRIBUTIONS TOWARDS INTERNAL FUND	8,71,50,376	6,79,26,681
LESS: LOAN TO INSTITUTE FROM INTERNAL CORPUS	(5,80,67,245)	(4,58,88,934)
ADD: ASSETS PURCHASED OUT OF EARMARKED FUNDS	20,65,682	48,36,817
ADD/(DEDUCT): BALANCE OF NET INCOME/(EXPENDITURE) TRANSFERRED FROM THE INCOME (EXPENDITURE) ACCOUNT		
BALANCE AT THE YEAR-END	21,73,08,194	18,61,59,382

(Signature)
(Naresh Joshi)
Asst.Registrar (F&A)

(Signature)
(Ram Phal Dwivedi)
Registrar

(Signature)
(Pramod Kumar Jain)
Director



**PANDIT DWARKA PRASAD MISHRA INDIAN INSTITUTE OF INFORMATION TECHNOLOGY,
DESIGN AND MANUFACTURING, JABALPUR**

SUB SCHEDULE -1.2A INSTITUTE INTERNAL CORPUS FUND


PARTICULARS	AMOUNT IN ₹	
	CURRENT YEAR (FY 2016-17)	PREVIOUS YEAR (FY 2015-16)
BALANCE AS AT THE BEGINNING OF THE YEAR	18,01,35,176	15,80,97,429
ADD: CONTRIBUTIONS TOWARDS GENERAL FUND	8,71,50,376	6,79,26,681
LESS: LOAN TO INSTITUTE (TO MEET SHORT OF GRANT)	(6,08,04,204)	(4,58,88,934)
ADD : LOAN REPAID	27,36,959	0
ADD/(DEDUCT): BALANCE OF NET INCOME/(EXPENDITURE) TRANSFERRED FROM THE INCOME (EXPENDITURE) ACCOUNT	0	0
ADD : IDF/DDF	15,23,358	0
BALANCE AT THE YEAR-END	21,07,41,665	18,01,35,176


SUB SCHEDULE -1.2B PROJECT CAPITAL FUND

PARTICULARS	AMOUNT IN ₹	
	CURRENT YEAR (As at 31/03/2017)	PREVIOUS YEAR (As at 31/03/2016)
BALANCE AS AT THE BEGINNING OF THE YEAR	60,24,206	11,87,389
ADD: CONTRIBUTIONS TOWARDS CAPITAL FUND	31,78,839	50,96,854
ADD/(DEDUCT): BALANCE OF NET INCOME/(EXPENDITURE) TRANSFERRED FROM THE INCOME (EXPENDITURE) ACCOUNT	(11,13,157)	(2,60,038)
BALANCE AT THE YEAR-END	80,89,888	60,24,206


(Naresh Joshi)
Asst.Registrar (F&A)


(Ram Phal Dwivedi)
Registrar


(Pramod Kumar Jain)
Director



**PANDIT DWARKA PRASAD MISHRA INDIAN INSTITUTE OF INFORMATION TECHNOLOGY,
DESIGN AND MANUFACTURING, JABALPUR**

SCHEDULE - 2 DESIGNATED/EARMARKED/ENDOWMENT FUNDS


AMOUNT IN ₹

	PARTICULARS	CURRENT YEAR (FY 2016-17)	PREVIOUS YEAR (FY 2015-16)
A)	OPENING BALANCE OF THE FUNDS	0	0
B)	ADDITION TO THE FUNDS:		
	I) DONATIONS/GRANTS	0	0
	II) INCOME FROM INVESTMENTS MADE ON ACCOUNT OF FUNDS (INTEREST ON PROJECT SAVING ACCOUNT)	0	0
	III) PROJECT ADVANCE ADJUSTED FOR PREVIOUS YEAR	0	0
	IV) ADVANCE FROM INST.FUND	0	0
	TOTAL (A + B)	0	0
C)	UTILISATION OF FUNDS		
	I) CAPITAL EXPENDITURE		
	a) SOFTWARE	0	0
	b) EQUIPMENT	0	0
	c) OTHERS (BOOKS)	0	0
	II) REVENUE EXPENDITURE		
	a) REFUND/ADJUSTED	0	0
	b) RENT	0	0
	c) OTHER RECURRING EXPENSES	0	0
	III) PROJECT EXPENDITURE	0	0
	IV) TRANSFER TO INCOME & EXPENDITURE A/C	0	0
	TOTAL (C)	0	0
	NET BALANCE AS AT YEAR END (A+B-C)	0	0


(Naresh Joshi)
Asst.Registrar (F&A)


(Ram Phal Dwivedi)
Registrar


(Pramod Kumar Jain)
Director





**PANDIT DWARKA PRASAD MISHRA INDIAN INSTITUTE OF INFORMATION TECHNOLOGY,
DESIGN AND MANUFACTURING, JABALPUR**


SCHEDULE 3 - CURRENT LIABILITIES & PROVISIONS

AMOUNT IN ₹

	PARTICULARS	CURRENT YEAR (FY 2016-17)	PREVIOUS YEAR (FY 2015-16)
A.	CURRENT LIABILITIES		
1	DEPOSITS FROM STAFF	0	0
2	DEPOSITS FROM STUDENTS		
	a. CAUTION MONEY PAYABLE	57,36,506	54,93,506
	b. ADVANCE FEES RECEIVED FOR THE YEAR	2,07,74,600	1,50,04,780
	c. EXCESS FEE REFUNDABLE	7,68,128	81,06,782
	d. STUDENT OTHER LIABILITIES	78,76,723	0
	e. STUDENT WELFARE FUND	18,59,500	14,61,500
3	SUNDRY CREDITORS	3,70,15,457	3,00,66,568
	a. FOR GOODS & SERVICES	1,04,09,095	1,09,09,549
	b. FOR CONSTRUCTIONS	28,19,468	33,80,922
	c. OTHERS	0	42,02,017
	d. SUBSIDIARY CREDITORS A/C	6,862	1,84,92,488
4	DEPOSIT-OTHERS(INCLUDING EMD, SECURITY DEPOSIT)	88,71,222	87,21,743
5	STATUTORY LIABILITIES (GPF,TDS,WC TAX,CPF,GIS,NPS):		
	a. NEW PENSION CONTRIBUTION	8,844	39,228
	b. GPF PAYABLE (OTHER INSTITUTES)	0	0
	c. GIS PAYABLE	0	0
	d. LIC PREMIUM	21,468	1,900
	e. GSLIS	447	447
	f. OVERDUE	0	0
	g. OTHERS	0	0
		30,759	19,568
6	OTHER CURRENT LIABILITIES		
	a. SALARIES	2,45,200	1,82,264
	b. RECEIPTS AGAINST SPONSORED PROJECTS (SCH-3A)	12,93,30,787	1,24,92,859
	c. RECEIPTS AGAINST SPONSORED FELLOWSHIPS & SCHOLARSHIPS	79,200	1,97,520
	d. UNUTILISED GRANTS (MHRD PLAN)	3,21,24,884	1,99,77,088
	e. LOAN FROM INTERNAL CORPUS	10,39,56,179	4,58,88,934
	f. PROJECT OVERHEAD	2,17,622	0
	g. OTHER FUNDS(CENTRAL SECTOR SCHOLARSHIP)	7,09,977	8,75,047
	h. LIBRARY DUE PAYABLE	30,367	0
	i. BALANCE FUND OF SUBSIDIARY ACCOUNT (SCH-3D)	8,92,76,009	3,69,33,089
		30,59,70,224	11,65,46,801
	TOTAL (A)	36,51,23,087	17,38,88,743
B.	PROVISIONS		
1.	FOR TAXATION	0	0
2.	GRATUITY	2,53,42,391	1,95,63,665
3.	SUPERANNUATION/PENSION	0	0
4.	ACCUMULATED LEAVE ENCASHMENT	2,74,01,557	2,19,15,528
5.	TRADE WARRANTIES/CLAIMS	0	0
6.	EXPENSES PAYABLE		
	a. LIABILITY FOR EXPENSES	3,79,978	4,49,977
	b. AUDIT FEES PAYABLE	2,50,000	1,65,000
	c. ASSISTANTSHIP/MCM PAYABLE	3,000	5,79,000
	d. HALL MANAGEMENT ACCOUNT PAYABLE	26,111	41,452
	e. STUDENT BENEFIT ACCOUNT PAYABLE	37,150	37,150
7	ALUMNI ASSOCIATION SUBSCRIPTION	10,36,000	7,37,500
8	OTHER STATUTORY LIABILITIES	9,51,710	0
9	PROJECT CONSULTANCY PAYABLE	18,800	0
10	PDA PAYABLE	10,63,244	5,66,121
	TOTAL (B)	5,65,09,941	4,40,55,393
	TOTAL (A+B)	42,16,33,028	21,79,44,136


(Nafesh Joshi)
Asst.Registrar (F&A)


(Ram Phal Dwivedi)
Registrar



(Pramod Kumar Jain)
Director

SCHEDULE - 3A.1 SPONSORED PROJECTS

S. N O.	PROJECT NAME	OPENING BALANCE	GRANT/AD VANCE DURING THE YEAR	INTEREST/ OTHER RECEIPTS	TOTAL FUND AVAILABLE	EXPENDITURE DURING THE YEAR			TOTAL EXPENSES	CLOSING BALANCE
						CAPITAL EXPENDITURE	REVENUE EXPENDITURE	AMOUNT REFUNDED/ ADJUSTED		
1	VIRTUAL LAB ON AUTOMATED SYSTEM (PROF. TANUJA SHEOREY)	7,88,638	0	45,551	8,34,189	0	0	0	0	8,34,189
2	VIRTUAL LAB ON MANUFACTURING PROCESSES (PROF. V.K GUPTA)	8,72,626	0	50,403	9,23,029	0	0	0	0	9,23,029
3	IMPACT EVALUATION OF PUBLIC SERVICE GUARANTEE ACT - 2010 (SCHOOL OF GOOD GOVERNANCE AND POLICY ANALYSIS) (PROF. V.K.GUPTA)	60,406	0	3,489	63,895	0	0	0	0	63,895
4	PROCESS DEVELOPMENT FOR THE FABRICATION OF FREE FORM COMPONENT THROUGH INCREMENTAL SHEET FORMING (PROF.PUNEET TANDON)	14,04,099	10,25,548	61,787	24,91,434	2,91,642	6,96,743	0	9,88,385	15,03,049
5	TIME-VARYING HARMONICS AND INTER HARMONICS ESTIMATION IN REAL TIME FOR ONLINE APPLICATIONS (DR.SACHIN K. JAIN)	19,822	2,50,000	5,112	2,74,934		2,65,647	0	2,65,647	9,287
6	DEVELOPMENT OF ADDITIVE-SUBTRACTIVE INTEGRATED RP SYSTEM FOR IMPROVED PART QUALITY (DR.P.K.JAIN)	7,07,684	0	34,174	7,41,858	1,39,000	3,76,482	0	5,15,482	2,26,376
7	ELECTRONIC AND SPINTRONIC PROPERTIES OF HALOGEN FUNCTIONALIZED GRAPHENE NANORIBBONS (Dr. NEERAJ KUMAR JAISWAL)	5,08,583	4,00,000	35,090	9,43,673	1,15,829	4,22,189	0	5,38,018	4,05,655
8	SPECIAL MANPOWER DEVELOPMENT PROGRAMME FOR CHIPS TO SYSTEM DESIGN (PROF. P.N.KONDEKAR)	16,39,710	0	77,086	17,16,796	0	7,35,017	0	7,35,017	9,81,779
9	DESIGN AND DEVELOPMENT OF RF ENERGY HARVESTING CIRCUITS FOR LOW-POWER ELECTRONICS DEVICES (DR. JAWAR SINGH)	14,40,968	0	64,748	15,05,716	0	4,54,779	0	4,54,779	10,50,937
10	ELECTRODEPOSITION OF MAGNETIC FILM IN THE PRESENCE OF EXTERNAL MAGNETIC FIELD (DR.A.C.MISHRA)	2,71,368	2,00,000	8,672	4,80,040	0	2,76,869	0	2,76,869	2,03,171
11	FRAC TAL BASED DIELECTRIC RESONATOR ANTENNAS FOR COMPACT, WIDEBAND AND HIGH GAIN APPLICATIONS (DR. B. MUKHERJEE)	18,47,712	0	43,904	18,91,616	13,70,000	4,23,151	0	17,93,151	98,465
12	ACADEMIC COLLABORATION UNDER DESIGN INNOVATION CENTRE (RDVV)	1,00,000	26,83,333	1,40,127	29,23,460	19,380	5,72,525	0	5,91,905	23,31,555
13	PROJ/DHEERAJ SHARMA/SERB/16-17	0	31,81,400	95,597	32,76,997	0	1,32,000	0	1,32,000	31,44,997
14	PROJ/DR. ANIL KUMAR /SERB/2016-17	0	6,26,560	18,332	6,44,892	0	0	0	0	6,44,892
15	PROJECT /B.MUKHERJEE/MPCST/2016-17	0	6,08,500	20,368	6,28,868	0	53,892	0	53,892	5,74,976
16	PROJECT/ DR. ZAHID ANSARI/SERB/2016-17	0	11,55,770	33,817	11,89,587	0	92,000	0	92,000	10,97,587
17	PROJECT/ MUKESH ROY /MIGYAN PRASAR /2016-17	0	11,34,000	0	11,34,000	0	2,10,000	0	2,10,000	9,24,000
18	PROJECT/N.R.JENA/SERB_DST/2016-17	0	30,22,400	0	30,22,400	0	0	0	0	30,22,400
19	PROJECT /P KANKAR /DRDO/2016-17	0	3,59,961	8,811	3,68,772	0	2,44,906	0	2,44,906	1,23,866
20	PROJECT /P. KHANNA /DAE/2016-17	0	13,33,225	5,630	13,38,855	7,665	90,910	0	98,575	12,40,280
21	PROJECT/ P. TANDON /MHRD (IMPRINT)/2016-17	0	91,52,000	0	91,52,000	0	0	0	0	91,52,000
22	PROJECT /SERB DST/2016-17	0	14,00,000	0	14,00,000	0	0	0	0	14,00,000
TOTAL		96,61,616	2,65,32,697	7,52,698	3,69,47,011	19,43,516	50,47,110	0	69,90,626	2,99,56,385

(Signature)

(Pranod Kumar Jain)
Director

(Signature)

(Ram Phal Dwivedi)
Registrar



(Signature)

Nareesh Joshi
Asst. Registrar (F & A)

SCHEDULE - 3A.2 SPONSORED PROJECTS-OTHER

S. N. O.	PROJECT NAME	OPENING BALANCE	GRANT/AD VANCE DURING THE YEAR	INTEREST/ OTHER RECEIPTS	TOTAL FUNDS AVAILABLE	EXPENDITURE DURING THE YEAR			TOTAL EXPENSES	CLOSING BALANCE
						CAPITAL EXPENDITURE	REVENUE EXPENDITURE	AMOUNT REFUNDED/ ADJUSTED		
1	CONSULTANCY	2,29,487	6,000	0	2,35,487	0	6,000	0	6,000	2,29,487
2	DIRECT ADMISSION OF STUDENTS ABROAD (DASA)	2,76,859	0	0	2,76,859	0	0	0	0	2,76,859
3	NAGAR NIGAM JABALPUR (RECRUITMENT)	9,76,217	17,106	0	9,93,323	0	9,93,323	0	9,93,323	0
4	DEW 2015 (DR. PRASHANT KUMAR JAIN)	4,74,899	0	0	4,74,899	0	0	0	0	4,74,899
5	ALUMNI ASSOCIATION	0	2,21,802	0	2,21,802	0	0	0	0	2,21,802
6	AMEC 2014	0	10,153	0	10,153	0	0	0	0	10,153
7	CCMT 2016	0	2,00,000	0	2,00,000	0	2,00,000	0	2,00,000	0
8	COMPUTER CENTER	0	21,306	0	21,306	0	0	0	0	21,306
9	CONSULTANCY PAYABLE (DR. ANIL KUMAR)	0	10,000	0	10,000	0	1,305	0	1,305	8,695
10	CONSULTANCY PAYABLE (P.TANDON)	0	1,07,000	0	1,07,000	0	5,116	0	5,116	1,01,884
11	CONSULTANCY PAYABLE (VARUN BAJAJ)	0	8,696	0	8,696	0	0	0	0	8,696
12	CONSULTANCY PAYABLE (V.K.GUPTA)	0	5,908	0	5,908	0	0	0	0	5,908
13	CONSULTANCY (P.K.JAIN)	0	6,000	0	6,000	0	0	0	0	6,000
14	DEW 2016	0	4,75,501	0	4,75,501	0	4,06,229	0	4,06,229	69,272
15	ECE WORKSHOP	0	17,248	0	17,248	0	0	0	0	17,248
16	EMPLOYEES WELFARE FUND	0	93,453	0	93,453	0	0	0	0	93,453
17	INDEEM -2012	0	2,88,446	0	2,88,446	0	0	0	0	2,88,446
18	MT WORKSHOP	0	275	0	275	0	0	0	0	275
19	NATIONAL CONFERENCE ON SMART CITIES FUND	0	1,47,000	0	1,47,000	0	1,47,000	0	1,47,000	0
20	OPTIMIZATION WORKSHOP	0	84,473	0	84,473	0	0	0	0	84,473
21	PROJECT/WORKSHOP/M.K.ROY (CREATIVITY AND INOVATION	0	3,09,339	0	3,09,339	0	2,67,394	0	2,67,394	41,945
22	PROJECT/WORKSHOP (PAY FIXATION) 2016-17	0	25,300	0	25,300	0	25,300	0	25,300	0
23	RACING IITDMJ	0	22,553	0	22,553	0	0	0	0	22,553
24	ROBOCON 2016 (TANUJA SHEOREY)	0	21,600	3,400	25,000	0	25,000	0	25,000	0
25	SOAA	0	18,313	0	18,313	0	0	0	0	18,313
26	TARANG	0	31,680	0	31,680	0	0	0	0	31,680
27	WORKSHOP /INOVATION & SOCIETY (A OJHA)	0	31,250	0	31,250	0	31,250	0	31,250	0
28	WOW 2012	0	1,80,551	0	1,80,551	0	0	0	0	1,80,551
29	PROJ/SERB /SUNIL KUMAR PANDEY /ITA	0	1,31,206	0	1,31,206	0	1,31,206	0	1,31,206	0
30	VISVESVARAYA PHD SCHEME FOR ELECTRONICS AND IT (MEDIA LAB ASIA)	7,48,142	20,49,322	35,180	28,32,644	0	21,43,590	0	21,43,590	6,89,054
31	CREATIVITY AND INNOVATION WORKSHOP 2015 (DR. MAMTA ANAND)	75,639	0	0	75,639	0	75,639	0	75,639	0
32	PROJECT/JAWAR SINGH/BHAVAN FELL /2016-17/01	0	11,33,800	0	11,33,800	0	11,33,800	0	11,33,800	0
33	CSIR GRANT (DR. N.R.JENA)	50,000	0	2,888	52,888	0	0	0	0	52,888
34	PROJECT/QIP/P.KHANNA/AICTE/2016-17	0	7,90,500	33,889	8,24,389	0	15,570	0	15,570	8,08,819
35	PROJECT/SERB/NIDHI GUPTA/2016-17	0	96,705	0	96,705	0	96,705	0	96,705	0
36	E&ICT ACADEMY	9,47,97,740	5,32,915	62,25,888	10,15,56,543	12,35,323	51,29,395	0	63,64,718	9,51,91,825
37	STARTUP CENTRE	0	5,65,000	11,822	5,76,822	0	1,58,904	0	1,58,904	4,17,918
	TOTAL	9,76,28,983	76,60,401	63,13,067	11,16,02,451	12,35,323	1,09,92,726	0	1,22,28,049	9,93,74,402



Naresh Joshi
(Asst. Registrar (F&A))

(Ram Phal Dwivedi)
Registrar

(Pramod Kumar Jain)
Director

**PANDIT DWARKA PRASAD MISHRA INDIAN INSTITUTE OF INFORMATION TECHNOLOGY,
DESIGN AND MANUFACTURING, JABALPUR**

SCHEDULE 3(B) SPONSORED FELLOWSHIPS AND SCHOLARSHIPS


PARTICULARS	OPENING BALANCE AS ON 01.04.2016		TRANSACTIONS DURING THE YEAR 2016-17		CLOSING BALANCE AS ON 31.03.2017	
	CR	DR	CR	DR	CR	DR
MINISTRY OF SOCIAL JUSTICE						
1 EMPOWERMENT	8,75,047	0	21,49,838	23,14,908	7,09,977	0
TOTAL	8,75,047	0	21,49,838	23,14,908	7,09,977	0

AMOUNT IN ₹

(Signature)
(Naresh Joshi)
Asst.Registrar (F&A)

(Signature)
(Ram Phal Dwivedi)
Registrar

(Signature)
(Pramod Kumar Jain)
Director




**PANDIT DWARKA PRASAD MISHRA INDIAN INSTITUTE OF INFORMATION TECHNOLOGY,
DESIGN AND MANUFACTURING, JABALPUR**

SCHEDULE 3C- UNUTILISED GRANTS FROM GOVERNMENT OF INDIA -PLAN


AMOUNT IN ₹

	PARTICULARS	CURRENT YEAR (FY 2016-17)	PREVIOUS YEAR (FY 2015-16)
A. PLAN GRANTS :- GOVERNMENT OF INDIA			
	BALANCE BROUGHT FORWARD	1,99,77,088	2,35,53,241
Add	RECEIPTS DURING THE YEAR	22,00,34,930	36,49,60,000
Add	ASSET OVERVALUATION	4,06,950	0
	TOTAL (A)	24,04,18,968	38,85,13,241
B	LOAN FROM INTERNAL CORPUS	6,08,04,204	4,58,88,934
	TOTAL (B)	6,08,04,204	4,58,88,934
C	FUND AVAILABLE (A+B)	30,12,23,172	43,44,02,175
Less	REFUND OF LOAN FOR SALARY	27,36,959	0
Less	UTILISED FOR CAPITAL EXPENDITURE	41,22,258	16,62,53,636
Less	UTILISED FOR REVENUE EXPENDITURE	26,22,39,071	24,81,71,451
	TOTAL (D)	26,90,98,288	41,44,25,087
	BALANCE CARRIED FORWARD (C-D)	3,21,24,884	1,99,77,088


(Naresh Joshi)
Asst.Registrar (F&A)


(Ram Phal Dwivedi)
Registrar


(Pramod Kumar Jain)
Director



PANDIT DWARKA PRASAD MISHRA INDIAN INSTITUTE OF INFORMATION TECHNOLOGY, DESIGN AND MANUFACTURING, JABALPUR

SUB SCHEDULE -3D CORPUS FUND (SUBSIDIARY ACCOUNTS)


PARTICULARS	CURRENT YEAR (FY 2016-17)						PREVIOUS YEAR (FY 2015-16)
	Hall 01	Hall 03	Hall 04	Gymkhana	Library	Total	
BALANCE AS AT THE BEGINNING OF THE YEAR	1,22,03,670	1,18,13,102	53,36,720	72,86,587	2,95,011	3,69,35,090	2,96,14,128
ADD: CONTRIBUTIONS TOWARDS CORPUS FUND	0	(16,38,488)	0	15,05,273	0	(1,33,215)	(7,74,950)
ADD/(DEDUCT): BALANCE OF NET INCOME/(EXPENDITURE) TRANSFERRED FROM THE INCOME (EXPENDITURE) ACCOUNT	5,73,273	1,27,039	(71,735)	17,73,378	72,179	24,74,134	80,93,911
BALANCE AT THE YEAR-END	1,27,76,943	1,03,01,653	52,64,985	1,05,65,238	3,67,190	3,92,76,009	3,69,33,089

AMOUNT IN ₹

(Naresh Joshi)
(Naresh Joshi)
Asst. Registrar (F&A)

(Ram Phal Dwivedi)
(Ram Phal Dwivedi)
Registrar

(Pramod Kumar Jain)
(Pramod Kumar Jain)
Director



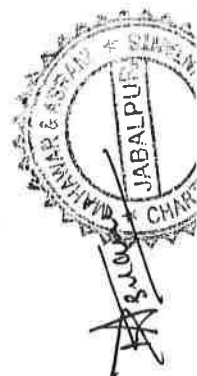
PANDIT DWARKA PRASAD MISHRA INDIAN INSTITUTE OF INFORMATION TECHNOLOGY, DESIGN AND MANUFACTURING, JABALPUR
SCHEDULE - 4 (CONSOLIDATED FIXED ASSETS)-PLAN

Sl. No.	DESCRIPTION	GROSS BLOCK				DEPRECIATION				NET BLOCK		
		COST VALUATION AS AT BEGINNING OF THE YEAR	ADDITIONS DURING THE YEAR	DEDUCTIONS DURING THE YEAR	COST VALUATION AT THE YEAR-END	AS AT THE BEGINNING OF THE YEAR	FOR THE YEAR	ADJUSTMENTS	ON DEDUCTIONS DURING THE YEAR	TOTAL TO THE YEAR-END	AS AT THE CURRENT YEAR-END	AS AT THE PREVIOUS YEAR-END
		01 APRIL 2016	(2016-17)	(2016-17)	31 MARCH 2017	01 APRIL 2016	(2016-17)	(2016-17)	(2016-17)	31 MARCH 2017	31 MARCH 2017	31 MARCH 2016
1	FIXED ASSETS	2	3	4	5	6	7	8	9	10	11	12
	I TANGIBLE ASSETS											
a)	INSTITUTE MAIN ACCOUNT (Refer Schedule -4.1)	96,09,41,027	89,04,139	4,06,950	96,94,38,216	28,70,74,008	4,05,55,710	18,31,821	15,261	32,94,46,278	63,99,91,938	67,38,67,019
b)	FIXED ASSETS OUT OF PROJECT FUND (Refer Schedule -4.2)	63,40,946	31,78,839	0	95,19,785	3,16,741	9,15,690	1,97,467	0	14,29,898	80,89,887	60,24,206
c)	FIXED ASSETS OUT OF PROFESSIONAL DEVELOPMENT FUND (Refer Schedule -4.3)	25,53,995	1,89,749	0	27,23,744	6,80,473	4,86,713	0	0	11,67,186	15,66,558	18,73,522
d)	FIXED ASSETS FROM INSTITUTE SUBSIDIARY ACCOUNTS (Refer Schedule -4.4)	23,54,668	14,37,842	0	37,92,510	4,25,312	2,48,681	0	0	6,73,993	31,18,517	19,29,356
	TOTAL OF CURRENT YEAR (I)	97,21,90,636	1,36,90,569	4,06,950	98,54,74,255	28,84,96,534	4,22,06,794	20,29,288	15,261	33,27,17,355	55,27,56,901	68,36,94,103
II	INTANGIBLE ASSETS											
a)	INSTITUTE MAIN ACCOUNT (Refer Schedule -4.1)	12,43,47,784	8,33,844	0	12,51,81,628	10,23,59,015	1,50,17,561	0	0	11,73,76,576	78,05,052	2,19,88,769
b)	FIXED ASSETS OUT OF PROJECT FUND (Refer Schedule -4.2)	0	0	0	0	0	0	0	0	0	0	0
c)	FIXED ASSETS OUT OF PROFESSIONAL DEVELOPMENT FUND (Refer Schedule -4.3)	0	18,500	0	18,500	0	0	0	0	0	18,500	0
d)	FIXED ASSETS FROM INSTITUTE SUBSIDIARY ACCOUNTS (Refer Schedule -4.4)	0	0	0	0	0	0	0	0	0	0	0
	TOTAL OF CURRENT YEAR (II)	12,43,47,784	8,32,344	0	12,52,00,128	10,23,59,015	1,50,17,561	0	0	11,73,76,576	78,23,552	2,19,88,769
III	CAPITAL WORK-IN-PROGRESS											
a)	INSTITUTE MAIN ACCOUNT (Refer Schedule -4.1)	201,62,06,794	2,77,516	0	201,64,84,310	0	0	0	0	0	201,64,84,310	201,62,06,794
b)	FIXED ASSETS OUT OF PROJECT FUND (Refer Schedule -4.2)	0	0	0	0	0	0	0	0	0	0	0
c)	FIXED ASSETS OUT OF PROFESSIONAL DEVELOPMENT FUND (Refer Schedule -4.3)	0	0	0	0	0	0	0	0	0	0	0
d)	FIXED ASSETS FROM INSTITUTE SUBSIDIARY ACCOUNTS (Refer Schedule -4.4)	0	0	0	0	0	0	0	0	0	0	0
	TOTAL OF CURRENT YEAR (III)	201,62,06,794	2,77,516	0	201,64,84,310	0	0	0	0	0	201,64,84,310	201,62,06,794
	TOTAL OF CURRENT YEAR (I+II+III)	311,27,45,214	1,48,20,429	4,06,950	312,71,58,693	39,08,55,549	5,72,24,355	20,29,288	15,261	45,00,93,931	267,70,64,762	272,18,89,665

(Nagesh Joshi)
Asst. Registrar (F&A)

(Ram Phal Dwivedi)
Registrar

(Pramod Kumar Jain)
Director



SCHEDULE - 4A (FIXED ASSETS)-PLAN

Sl. No.	DESCRIPTION	GROSS BLOCK					DEPRECIATION					NET BLOCK			
		COST/VALUATION ON AS AT BEGINNING OF THE YEAR	COST/VALUATION ON AS AT AFTER ASSET WRITE OFF	ADDITIONS DURING THE YEAR	DEDUCTIONS DURING THE YEAR	COST/VALUATION AT THE YEAR-END	AS AT THE BEGINNING OF THE YEAR	FOR THE YEAR	ADJUSTMENTS	ON DEDUCTIONS DURING THE YEAR	TOTAL TO THE YEAR-END	AS AT THE CURRENT YEAR-END	AS AT THE PREVIOUS YEAR-END		
		01 APRIL, 2016	01 APRIL, 2016	(2016-17)	(2016-17)	31 MARCH, 2017	01 APRIL, 2016	(2016-17)	(2016-17)	(2016-17)	31 MARCH, 2017	31 MARCH, 2017	31 MARCH, 2016		
		1	2	3	4	5	6	7	8	9	10	11	12	13	14
I	TANGIBLE ASSETS														
I	LAND														
II	SURVEY & SITE DEVELOPMENT	19,53,976	19,53,976	1	1	0	0	1	0	0	0	0	0	1	1
III	BUILDINGS														
A)	BOUNDARY WALL														
I)	BOUNDARY WALL - RCC ORNAMANTAL	78,12,327	78,12,327	0	0	0	42,87,993	1,56,247	0	0	44,44,240	33,68,087	35,24,334		
II)	BOUNDARY WALL TOWARDS GADHERI ROAD	2,79,285	2,79,285	0	0	0	50,274	5,586	0	0	55,860	2,23,425	2,29,011		
III)	BRICK WALL	82,59,320	82,59,320	0	0	0	16,16,986	1,65,186	0	0	17,82,172	64,77,148	66,42,334		
IV)	CONSTRUCTION OF REMAINING BOUNDARY WALL	23,94,749	23,94,749	0	0	0	4,07,107	47,895	0	0	4,55,002	19,39,747	19,87,642		
V)	GRILLS IN OPENING OF EXIST. BOUNDARY WALL	7,77,765	7,77,765	0	0	0	69,998	15,555	0	0	85,553	6,92,212	7,07,767		
VII)	MS GRILLS IN EXIST ORNAMANTAL BOUNDARY WALL	12,14,053	12,14,053	0	0	0	12,141	24,281	0	0	36,422	11,77,631	12,01,912		
B)	CONSTRUCTION FOR OUTDOOR GAMES														
I)	LEVELING OF PLAY FIELD	11,55,717	11,55,717	0	0	0	1,20,553	23,114	0	0	1,43,667	10,12,050	10,35,164		
II)	STEP BAW VOLLEY BALL AND TENNIS COURT	9,76,227	9,76,227	0	0	0	87,862	19,525	0	0	1,07,387	8,68,840	8,88,365		
III)	TEMPORARY BADMINTON SHED	6,48,998	6,48,998	0	0	0	51,920	12,980	0	0	64,900	5,84,098	5,97,078		
IV)	TENNIS COURT	29,75,105	29,75,105	0	0	0	2,87,084	59,502	0	0	3,46,586	26,28,519	26,88,021		
V)	VOLLEY BALL COURT	3,12,918	3,12,918	0	0	0	34,419	6,258	0	0	40,677	2,72,241	2,78,489		
VII)	WALL FOR PLAY FIELDS	10,68,736	10,68,736	0	0	0	1,28,250	21,375	0	0	1,49,625	9,19,111	9,40,486		
C)	CONSTRUCTION OF MAIN ENTRANCE														
I)	FALSE CEILING & SYNTHETIC PLASTER	1,26,609	1,26,609	0	0	0	15,192	2,532	0	0	17,724	1,08,885	1,11,417		
II)	GUARD ROOM AT MAIN ENTRANCE	1,60,023	1,60,023	0	0	0	17,600	3,200	0	0	20,800	1,39,223	1,42,423		
III)	SIGN BOARD AT MAIN ENTRANCE	1,29,192	1,29,192	0	0	0	14,104	2,584	0	0	16,688	1,12,504	1,15,088		
IV)	TUBULAR PIPE STRUCTURE GATE	1,30,273	1,30,273	0	0	0	15,630	2,605	0	0	18,235	1,12,038	1,14,643		
V)	BARBED WIRE FENCING AT ENTRANCE	30,430	30,430	0	0	0	1,827	609	0	0	2,436	27,994	28,603		
VII)	M.S. BARRIER AND BARICADES AT ENTRANCE	0	0	85,764	0	85,764	0	858	0	0	858	84,906	0		
D)	CORE LAB COMPLEX														
I)	ADDITIONAL COMPUTER CENTRE	2,86,007	2,86,007	0	0	0	20,020	5,720	0	0	25,740	2,60,267	2,65,987		
II)	ALUMINIUM PARTITION OF DIRECTORATE & INWD	1,33,611	1,33,611	0	0	0	10,688	2,672	0	0	13,360	1,20,251	1,22,923		
III)	ALUMINIUM WORK AT CORE LAB	1,36,784	1,36,784	0	0	0	16,907	2,736	0	0	19,643	1,17,141	1,19,877		
IV)	CORE LAB COMPLEX	7,56,02,956	7,56,02,956	0	0	0	1,05,37,832	15,12,059	0	0	1,20,49,891	6,35,53,065	6,50,65,124		
V)	DISMANTLING OF ALUMINIUM PARTITION AT CORE LAB	92,669	92,669	0	0	0	9,265	1,853	0	0	11,118	81,551	83,404		
VI)	FALSE CEILING IN COMPUTER LAB & FACULTY ROOM	1,33,355	1,33,355	0	0	0	16,002	2,667	0	0	18,669	1,14,686	1,17,353		
VII)	FENCING AROUND THE CORE LAB COMPLEX	4,43,138	4,43,138	0	0	0	62,041	8,863	0	0	70,904	3,72,234	3,81,097		
VIII)	FRP SHEET WORK AT CORE LAB	97,727	97,727	0	0	0	12,707	1,955	0	0	14,662	83,065	85,020		
IX)	ALUMINIUM PARTITION OF DEAN & REG. CHAMBER	82,904	82,904	0	0	0	4,974	1,658	0	0	6,632	76,272	77,930		
E)	Design Display Unit														
I)	DESIGN DISPLAY UNIT	15,07,879	15,07,879	0	0	0	1,70,795	30,158	0	0	2,00,953	13,06,926	13,37,084		
II)	EXTENSION OF DESIGN DISPLAY UNIT	7,42,459	7,42,459	0	0	0	61,670	14,849	0	0	96,519	6,45,940	6,60,789		
III)	FALSE CEILING AT DISGN DISPLAY UNIT	4,38,817	4,38,817	0	0	0	61,432	8,776	0	0	70,208	3,68,609	3,77,385		

SL. NO.	DESCRIPTION	GROSS BLOCK				DEPRECIATION				AMOUNT IN ₹			
		COST VALUATION AS AT BEGINNING OF THE YEAR	COST VALUATION ON AS AT AFTER ASSET WRITE OFF	ADDITIONS DURING THE YEAR	DEDUCTIONS DURING THE YEAR	COST VALUATION AT THE YEAR-END	AS AT THE BEGINNING OF THE YEAR	FOR THE YEAR	ADJUSTMENTS	ON DEDUCTIONS DURING THE YEAR	TOTAL TO THE YEAR-END	AS AT THE CURRENT YEAR-END	AS AT THE PREVIOUS YEAR-END
		01 APRIL 2016	01 APRIL 2016	(2016-17)	(2016-17)	31 MARCH 2017	01 APRIL 2016	(2016-17)	(2016-17)	(2016-17)	31 MARCH 2017	31 MARCH 2017	31 MARCH 2016
1	F) HALL OF RESIDENCE-1	2	3	5	6	7	8	9	10	11	12	13	14
	I) AC SHEET PARTITION PVC FLOORING AT HALL-1		4,35,877		0	4,35,877	43,590	8,718	0	0	52,308	3,83,569	3,92,287
	II) ALUMINIUM PARTITION OF GIRLS HOSTEL AT HALL 1		68,846		0	68,846	4,819	1,377	0	0	6,196	62,650	64,027
	III) HALL OF RESIDENCE 1		13,95,21,847	80,290	0	13,96,02,137	1,67,55,436	27,91,240	0	0	1,95,46,676	12,00,55,461	12,27,66,411
	IV) PARTITION WITH AC SHEET FOR DINNING H AT HALL 1		7,45,591	0	0	7,45,591	67,104	14,912	0	0	82,016	6,63,575	6,78,487
	V) SEPTIC TANK AT HALL 1		2,82,485	0	0	2,82,485	33,900	5,650	0	0	39,550	2,42,935	2,48,585
	VI) SEPTIC TANK AT HALL 1		8,08,440	0	0	8,08,440	69,213	16,189	0	0	85,382	7,23,058	7,39,227
	VII) ALUMINIUM PARTITION WORK AT HALL 1		62,787	35,732	0	98,519	2,365	1,613	0	0	3,978	94,541	60,422
	VIII) ALUMINIUM GRILL & PVC DOOR SHUTTERS AT HALL 1		27,518	0	0	27,518	825	550	0	0	1,375	26,143	26,693
	IX) MAKING PLATFORM& M.S.ENCLOSURE AT HALL 1		33,200	0	0	33,200	996	664	0	0	1,660	31,540	32,204
	G) HALL OF RESIDENCE-3 UNDER CPWD												
	I) MAKING GRID WITH GI PIPE AT HALL-3		57,164	0	0	57,164	4,572	1,143	0	0	5,715	51,449	52,592
	II) ALUMINIUM PARTITION WITH A.C SHEET AT HALL 3		27,546	0	0	27,546	0	0	0	0	0	27,546	27,546
	H) HT LINE OF INSTITUTE		49,36,743	0	0	49,36,743	4,93,675	98,735	0	0	5,92,410	43,44,333	44,43,068
	I) 33KV HT LINE GORA BAZAR TO SITA PAHAD		49,80,793	0	0	49,80,793	6,47,504	98,616	0	0	7,47,120	42,33,673	43,33,289
	II) 33KV HT LINE SITA PAHAD TO IITDM CAMPUS		2,39,475	0	0	2,39,475	23,947	4,790	0	0	28,740	2,10,735	2,15,525
	III) 33KV OUTDOOR YARD EXTENSION FOR VCB		5,45,000	0	0	5,45,000	70,850	10,900	0	0	81,750	4,63,250	4,74,150
	IV) ELECTRICAL ITEMS FOR HT LINE		18,83,855	0	0	18,83,855	2,26,062	37,677	0	0	2,63,739	16,20,116	16,57,793
	V) SHIFTING OF HT LINE FROM INSTITUTE CAMPUS		19,25,230	0	0	19,25,230	1,34,767	38,505	0	0	1,73,272	17,51,958	17,90,463
	VI) INSTITUTE CANTEN		17,79,412	1,95,104	0	19,74,516	4,06,965	37,539	0	0	4,44,504	15,30,012	13,72,447
	II) CANTEN - (OLD)		41,22,446	0	0	41,22,446	2,83,571	82,449	0	0	3,71,020	37,51,426	38,33,875
	III) CONSTRUCTION OF CANTEN-2 NEAR CC LAB												
	II) SECURITY BARRACK		11,48,957	0	0	11,48,957	91,916	22,979	0	0	1,14,895	10,34,062	10,57,041
	I) POWER SUPPLY TO SECURITY BARRACK FROM CSS-3												
	K) SERVICE BLOCK		5,07,963	0	0	5,07,963	86,034	10,159	0	0	76,193	4,31,770	4,41,929
	II) CHAIN LINK FENCING AT SERVICE BLOCK		20,15,715	0	0	20,15,715	9,71,219	40,314	0	0	10,11,533	10,04,182	10,44,496
	III) SERVICE BLOCK		2,49,250	0	0	2,49,250	14,955	4,985	0	0	19,940	2,29,310	2,34,295
	III) EXTENSION OF DG FOUNDATION												
	L) TRIPLE SEATED HALL OF RESIDENCE -1		20,91,73,103	0	0	20,91,73,103	2,09,17,310	41,83,462	0	0	2,51,00,772	18,40,72,331	18,82,55,793
	II) 3 SEATER HOSTEL (FA)		61,041	0	0	61,041	7,326	1,221	0	0	8,547	52,494	53,715
	II) ALUMINIUM PARTITION IN CLUSTER AT HALL -1		3,56,859	0	0	3,56,859	42,822	7,137	0	0	49,959	3,06,900	3,14,037
	III) BARBED WIRE FENCING OF HALL -1		99,000	0	0	99,000	12,870	1,980	0	0	14,850	84,150	86,130
	IV) BRICKS BATS SOAKPIT AT HALL-1												
	V) PARTITION WITH AC SHEET KITCHEN FOR HALL 3		1,51,128	0	0	1,51,128	15,115	3,023	0	0	18,138	1,32,990	1,36,013
	VI) PARTITION WITH GRANITE STONE TOP AT HALL 3		1,57,802	0	0	1,57,802	15,780	3,156	0	0	18,936	1,38,866	1,42,022
	VII) PE CHAIN LINK FENCING AT 3 SEATED HOSTEL		5,46,403	0	0	5,46,403	43,712	10,928	0	0	54,640	4,91,763	5,02,691
	VIII) TEMPORARY PROVISION OF SEPTIC TANK AT 3 SET HOSTEL		2,30,313	0	0	2,30,313	27,636	4,606	0	0	32,242	1,98,071	2,02,677
	IX) ALUMINIUM PARTITION WORK FOR MAKING ECE LAB		3,04,731	0	0	3,04,731	27,427	6,095	0	0	33,522	2,71,209	2,77,304
	PROPOS. CC LAB		2,67,363	0	0	2,67,363	24,062	5,347	0	0	29,409	2,37,954	2,43,301
	O) CHAMBER FOR FACULTY		11,69,923	0	0	11,69,923	1,40,388	23,398	0	0	1,63,786	10,06,137	10,29,535
	P) CONSTRUCTION OF ROOM (5 NOS.)		6,51,999	0	0	6,51,999	78,240	13,040	0	0	91,280	5,60,719	5,73,759
	Q) CONSTRUCTION OF ROOM FOR ATM		9,97,349	0	0	9,97,349	79,788	19,947	0	0	99,735	8,97,614	9,17,561
	R) MAKING PLATFORM FOR DG SET(1010KV)& FUEL TANK		2,28,343	0	0	2,28,343	20,551	4,567	0	0	25,118	2,03,225	2,07,792
	S) PROVIDING SHED WITH PERCOATED G.I PROFILE SHEET		2,73,212	0	0	2,73,212	32,784	5,464	0	0	38,248	2,34,964	2,40,428

SL. NO.	DESCRIPTION	GROSS BLOCK					DEPRECIATION					NET BLOCK		
		COST/VALUATI ON AS AT BEGINNING OF THE YEAR	COST/VALUATI ON AS AT AFTER ASSET WRITE OFF	ADDITIONS DURING THE YEAR	DEDUCTI ONS DURING THE YEAR	COST/VALUATI ON AT THE YEAR-END	AS AT THE BEGINNING OF THE YEAR	FOR THE YEAR	ADJUSTM ENTS	ON DEDUCTI ONS DURING THE YEAR	TOTAL TO THE YEAR- END	AS AT THE CURRENT YEAR END	AS AT THE PREVIOUS YEAR-END	
		01 APRIL 2016	01 APRIL 2016	(2016-17)	(2016-17)	31 MARCH, 2017	01 APRIL 2016	(2016-17)	(2016-17)	(2016-17)	31 MARCH, 2017	31 MARCH, 2017	31 MARCH, 2016	
1		2	3	4	5	6	7	8	9	10	11	12	13	14
	I) SEPTIK TANK- FA	2,45,994	2,45,994			0	2,45,994	17,220	4,920	0	0	22,140	2,23,854	2,28,774
	U) SHED FOR ADDITIONAL COMPUTER CENTRE	13,85,061	13,85,061	0	0	0	13,85,061	12,4655	27,701	0	0	1,52,356	12,32,705	12,60,406
	V) SHED FOR ELECTRONIC LAB	8,83,843	8,83,843	0	0	0	8,83,843	88,385	17,677	0	0	1,06,062	7,77,781	7,95,458
	W) SHED FOR EXTENSION OF TEMPORARY CLASSROOM	12,13,602	12,13,602	0	0	0	12,13,602	1,29,067	24,272	0	0	1,53,339	10,60,263	10,84,535
	X) SHED FOR TEMPORARY CLASSROOM	6,56,619	6,56,619	0	0	0	6,56,619	78,792	13,132	0	0	91,924	5,64,695	5,77,827
	Y) U. G. TANK	8,69,123	8,69,123	0	0	0	8,69,123	1,93,739	17,382	0	0	2,11,121	6,58,002	6,75,384
	Z) WORK SHOP ANNEXU	46,28,438	46,28,438	0	0	0	46,28,438	9,54,774	92,569	0	0	10,47,343	35,81,095	36,73,664
	AA) ALUMINIUM PARTITION AT L-9	1,95,522	1,95,522	0	0	0	1,95,522	11,730	3,910	0	0	15,640	1,79,882	1,83,792
	AB) PROVIDING & FIXING M.S. TREE GUARD	3,81,154	3,81,154	0	0	0	3,81,154	9,651	7,623	0	0	17,274	3,63,880	3,71,503
	AC) ALUMINIUM PARTITION WORK FOR FACULTY CHAMBERS AT LHTC	2,22,521	2,22,521	0	0	0	2,22,521	8,900	4,450	0	0	13,350	2,09,171	2,13,621
	AD) MACHINE ROOM WITH MS STAIR & FUNDATION FOR MOBILE TOWER	5,22,961	5,22,961	0	0	0	5,22,961	20,918	10,459	0	0	31,377	4,91,584	5,02,043
	AE) GI PIPES FROM OVER HEAD TANK TO HALL	10,06,683	10,06,683	0	0	0	10,06,683	40,268	20,134	0	0	60,402	9,46,281	9,66,415
	AF) ALUMINIUM PARTITION AT L-8 (15 NOS)	6,67,766	6,67,766	0	0	0	6,67,766	13,286	13,355	0	0	26,641	6,41,125	6,54,490
	AG) ALUMINIUM PARTITION FOR FACULTY CHAMBER AT LHTC	2,12,182	2,12,182	0	0	0	2,12,182	2,122	4,244	0	0	6,366	2,05,816	2,10,060
	AH) CENTRALISED WATER SOFTNER NEAR RCC OVER HEAD TANK	9,73,047	9,73,047	0	0	0	9,73,047	9,730	19,461	0	0	29,191	9,43,856	9,63,317
	AI) M.S.DOORS WITH GRILL AT THE TERRACE OF HALL OF RESIDENCE	2,52,213	2,52,213	0	0	0	2,52,213	5,044	5,044	0	0	10,088	2,42,125	2,47,169
	AJ) PVC ROOFING WITH PRECOATED G.I.SHEET OF FACULTY CHAMBERS	2,38,181	2,38,181	0	0	0	2,38,181	2,382	4,764	0	0	7,146	2,31,035	2,35,799
	AK) SIGNAL BOARD	28,941	28,941	0	0	0	28,941	289	579	0	0	868	28,073	28,652
	IV) ROADS & BRIDGES								0					
	A) ROADS													
	I) APPROACH ROAD FOR TRIPLE SEATED HOSTEL 1	6,62,874	6,62,874	0	0	0	6,62,874	79,542	13,257	0	0	92,799	5,70,075	5,83,332
	II) SECURITY CAMPUS ROAD	1,05,35,422	1,05,35,422	0	0	0	1,05,35,422	46,16,109	2,10,708	0	0	48,26,817	57,08,605	59,19,313
	B) PATH AND PARKING	6,34,648	6,34,648	0	0	0	6,34,648	88,851	12,693	0	0	1,01,544	5,33,104	5,45,797
	II) CAR PARKING AT CORE LAB													
	III) EXTENSION OF PARKING SPACE AT CORE LAB COMPLEX	3,49,626	3,49,626	0	0	0	3,49,626	27,972	6,993	0	0	34,965	3,14,661	3,21,654
	IIII) PATH & PARKING AT POPMIITDM(SH-CIVIL)	13,17,862	13,17,862	0	0	0	13,17,862	1,84,499	26,357	0	0	2,10,856	11,07,006	11,33,363
	IV) PATHWAY NEAR CANTEN	8,55,482	8,55,482	0	0	0	8,55,482	1,02,660	17,110	0	0	1,19,770	7,35,712	7,52,822
	V) PATHWAY WITH SUPER REFLECTIVE INTERLOCKING	9,17,299	9,17,299	0	0	0	9,17,299	1,08,041	18,346	0	0	1,26,387	7,90,912	8,09,258
	VI)PATHWAY ARRANGEMENT FOR WATER SUPPLY	2,12,837	2,12,837	0	0	0	2,12,837	12,771	4,257	0	0	17,028	1,95,809	2,00,066
	VITUBE WELL & WATER SUPPLY													
	II) TUBE WELL & WATER SUPPLY	14,22,897	14,22,897	1,66,416	0	0	15,89,313	1,59,818	30,394	0	0	1,90,212	13,99,101	12,63,079
	III) GI PIPE & PVC WATER STORAGE TANK	2,07,320	2,07,320	0	0	0	2,07,320	12,438	4,146	0	0	16,584	1,90,736	1,94,882
	VI SEWERAGE & DRAINAGE													
	A) SEWAGE TREATMENT PLANT													
	II) PROVIDING & LAYING PVC PIPE CONSTRUCTION CHAMBER FOR STP	17,81,470	17,81,470	0	0	0	17,81,470	1,78,145	35,629	0	0	2,13,774	15,67,696	16,03,325
	III) SEWAGE TREATMENT PLANT	33,36,095	33,36,095	0	0	0	33,36,095	3,33,610	66,722	0	0	4,00,332	29,35,763	30,02,485
	IIII) SHED & M.S.ENCLOUSER FOR STP	5,19,797	5,19,797	0	0	0	5,19,797	46,782	10,396	0	0	57,178	4,62,619	4,73,015
	VII) CPVC PIPELINE FOR SUPPLY OF WATER&DISPOSE OF WASTE WATER	43,591	43,591	0	0	0	43,591	872	872	0	0	1,744	41,847	42,719
	VII ELECTRICAL INSTALLATION AND EQUIPMENT	81,52,831	81,52,831	2,97,283	0	0	84,50,114	24,65,328	4,19,023	48	0	28,84,399	55,65,715	56,87,503
	VIII) PLANT & MACHINERY EQUIPMENTS													
	(I) AIR CONDITIONER	59,04,167	59,04,167	69,280	0	0	59,73,447	19,29,214	2,96,940	0	0	22,26,154	37,47,293	39,74,953
	III) BATTERY	20,250	20,250	0	0	0	20,250	3,545	1,013	0	0	4,558	15,692	16,705
	IIII) FIRE EQUIPMENTS (EXTINGUISHERS)	6,73,350	6,73,350	0	0	0	6,73,350	1,34,672	33,668	0	0	1,68,340	5,05,010	5,38,678
	IV) GENERATOR SET	17,87,154	17,87,154	0	0	0	17,87,154	5,36,148	89,358	0	0	6,25,506	11,61,648	12,51,006
	V) ELECTRICAL SUPPLY & MANAGEMENT SYSTEM	4,91,64,574	4,91,64,574	0	0	0	4,91,64,574	1,47,49,374	24,58,229	0	0	1,72,07,603	3,19,56,971	3,44,15,200
	VII) WATER PURIFIER	13,53,219	13,53,219	15,000	0	0	13,68,219	1,24,088	68,036	0	0	1,92,124	11,76,095	12,29,131


Sl. No.	DESCRIPTION	GROSS BLOCK					DEPRECIATION				NET BLOCK		
		COST VALUATION AS AT BEGINNING OF THE YEAR	COST VALUATION AFTER ASSET WRITE OFF	ADDITIONS DURING THE YEAR	DEDUCTIONS DURING THE YEAR	COST VALUATION AT THE YEAR-END	AS AT THE BEGINNING OF THE YEAR	FOR THE YEAR	ADJUSTMENTS	ON DEDUCTIONS DURING THE YEAR	TOTAL TO THE YEAR-END	AS AT THE CURRENT YEAR-END	AS AT THE PREVIOUS YEAR-END
		01 APRIL 2016	01 APRIL 2016	(2016-17)	(2016-17)	31 MARCH 2017	01 APRIL 2016	(2016-17)	(2016-17)	(2016-17)	31 MARCH 2017	31 MARCH 2017	31 MARCH 2016
1		2	4	5	6	7	8	9	10	11	12	13	14
IX	SCIENTIFIC & LABORATORY EQUIPMENT												
i)	LAB EQUIPMENT	19,16,87,512	19,16,87,512	2,80,770	0	19,19,68,282	9,03,98,776	1,53,52,994	0	0	10,57,51,770	8,62,16,512	10,12,88,736
x	OFFICE EQUIPMENT	2,15,28,998	2,15,28,998	6,02,590		2,21,31,588	62,36,390	16,49,463	5,173		78,91,026	1,42,40,562	1,52,92,608
xi	AUDIO VISUAL EQUIPMENT	0	0	0	0	0	0	0	0	0	0	0	0
xii	COMPUTER / PERIPHERALS NETWORKING (COMPUTER)	7,19,33,068	1,29,58,053	66,27,792		7,85,60,860	6,45,04,450	38,70,270	19,26,600		7,02,01,320	83,59,540	74,28,618
xiii	FURNITURE, FIXTURE & FITTINGS	6,48,81,576	6,48,81,576	2,00,862	4,06,950	6,46,75,488	2,42,51,551	48,78,132	0	15,261	2,91,14,422	3,55,61,066	4,06,30,025
xiv	OFFICE VEHICLES	27,31,108	3,10,953	0	0	27,31,108	26,43,080	31,095	0		26,74,175	56,933	88,028
xv	LIBRARY BOOKS & SCIENTIFIC JOURNALS												
ij)	LIBRARY BOOKS	1,23,97,883	84,33,588	2,47,256	0	1,26,45,139	1,12,75,131	8,61,743	0	0	1,21,36,874	5,08,265	11,22,752
xvi	SPORTS EQUIPMENT	1,65,547	1,65,547	0	0	1,65,547	30,827	8,277		0	39,104	1,26,443	1,34,720
	TOTAL OF CURRENT YEAR (I)	96,09,41,027	89,55,81,562	89,04,139	4,06,950	96,94,38,216	28,70,74,008	4,05,55,710	18,31,821	15,261	32,94,46,278	63,99,91,938	67,38,67,019
2)	CAPITAL WORK-IN-PROGRESS												
A)	WORK UNDER INSTITUTE												
ij)	ELECTRIC INSTALLATION	5,94,005	5,94,005	0	0	5,94,005	0	0	0	0	0	5,94,005	5,94,005
iii)	HT LINE	15,77,281	15,77,281	0	0	15,77,281	0	0	0	0	0	15,77,281	15,77,281
iv)	SITC OF 1000 KVA D.G.SET.	90,11,268	90,11,268	0	0	90,11,268	0	0	0	0	0	90,11,268	90,11,268
v)	CONSTRUCTION OF DIRECTOR RESIDENCE	90,628	90,628	0	0	90,628	0	0	0	0	0	90,628	90,628
	TOTAL OF CURRENT YEAR (II)	90,628	90,628	0	0	90,628	0	0	0	0	0	90,628	90,628
B)	WORK UNDER CPWD												
ij)	ADMINISTRATIVE BLOCK	9,74,21,663	9,74,21,663	0	0	9,74,21,663	0	0	0	0	0	9,74,21,663	9,74,21,663
iii)	BASKET BALL COURT (INDOOR)	3,87,18,989	3,87,18,989	1,44,465	0	3,88,63,454	0	0	0	0	0	3,88,63,454	3,87,18,989
iv)	BOX CULVERT OVER NALLAH (IN ZONE A)	63,61,033	63,61,033	0	0	63,61,033	0	0	0	0	0	63,61,033	63,61,033
v)	BOX CULVERT OVER NALLAH (IN ZONE B)	62,93,617	62,93,617	0	0	62,93,617	0	0	0	0	0	62,93,617	62,93,617
vi)	HALL OF RESIDENCE - 8 (GIRLS HOSTEL)	8,16,67,908	8,16,67,908	0	0	8,16,67,908	0	0	0	0	0	8,16,67,908	8,16,67,908
vii)	EXTERNAL SEWERAGE SYSTEM	49,96,204	49,96,204	0	0	49,96,204	0	0	0	0	0	49,96,204	49,96,204
viii)	HALL OF RESIDENCE - 4 (CWIP)	20,72,50,627	20,72,50,627	73,944	0	20,73,24,571	0	0	0	0	0	20,73,24,571	20,72,50,627
ix)	LECTURE HALL (CWIP)	3,73,16,977	3,73,16,977	0	0	3,73,16,977	0	0	0	0	0	3,73,16,977	3,73,16,977
x)	LIBRARY CUM COMPUTER CENTRE	32,85,51,949	32,85,51,949	0	0	32,85,51,949	0	0	0	0	0	32,85,51,949	32,85,51,949
xi)	MESS & DINING HALL	10,58,93,713	10,58,93,713	0	0	10,58,93,713	0	0	0	0	0	10,58,93,713	10,58,93,713
xii)	NARMADA RESIDENCY - 2	5,00,10,449	5,00,10,449	0	0	5,00,10,449	0	0	0	0	0	5,00,10,449	5,00,10,449
xiii)	NARMADA RESIDENCY - 3	13,69,91,446	13,69,91,446	0	0	13,69,91,446	0	0	0	0	0	13,69,91,446	13,69,91,446
xiv)	HALL OF RESIDENCE - 7 (P.G.HOSTEL)	16,62,86,042	16,62,86,042	0	0	16,62,86,042	0	0	0	0	0	16,62,86,042	16,62,86,042
xv)	REWA RESIDENCY	25,48,85,654	25,48,85,654	0	0	25,48,85,654	0	0	0	0	0	25,48,85,654	25,48,85,654
xvi)	SECURITY BARRACK	11,86,78,868	11,86,78,868	0	0	11,86,78,868	0	0	0	0	0	11,86,78,868	11,86,78,868
xvii)	STUDENT ACTIVITY CENTER	70,59,397	70,59,397	0	0	70,59,397	0	0	0	0	0	70,59,397	70,59,397
xviii)	VISITOR HOSTEL	5,76,99,997	5,76,99,997	0	0	5,76,99,997	0	0	0	0	0	5,76,99,997	5,76,99,997
xix)	BACK SIDE COMPOUND WALL	9,76,66,381	9,76,66,381	39,107	0	9,77,05,488	0	0	0	0	0	9,77,05,488	9,76,66,381
xx)	CC ROAD FROM SECURITY BARRACK TO HALL - 1	11,34,000	11,34,000	0	0	11,34,000	0	0	0	0	0	11,34,000	11,34,000
xxi)	CC ROAD FROM TYPE V TO CORE LAB COMPLEX	69,61,000	69,61,000	0	0	69,61,000	0	0	0	0	0	69,61,000	69,61,000
xxii)	ELECTRICAL NETWORKING SYSTEM FOR ROAD & SERVICE NET	94,00,000	94,00,000	0	0	94,00,000	0	0	0	0	0	94,00,000	94,00,000
xxiii)	FOOTPATH, SEWERAGE LINE, WATER SUPPLY & DRAINS	1,09,69,078	1,09,69,078	0	0	1,09,69,078	0	0	0	0	0	1,09,69,078	1,09,69,078
xxiv)	MULTI UTILITY CENTRE	1,82,03,531	1,82,03,531	0	0	1,82,03,531	0	0	0	0	0	1,82,03,531	1,82,03,531
xxv)	PROFESSIONAL LAB COMPLEX	6,66,197	6,66,197	0	0	6,66,197	0	0	0	0	0	6,66,197	6,66,197
xxvi)		29,52,842	29,52,842	0	0	29,52,842	0	0	0	0	0	29,52,842	29,52,842

SL. NO.	DESCRIPTION	GROSS BLOCK				DEPRECIATION				NET BLOCK		
		COST VALUATION AS AT BEGINNING OF THE YEAR	COST VALUATION AS AT THE END OF THE YEAR	ADDITIONS DURING THE YEAR	DEDUCTIONS DURING THE YEAR	COST VALUATION AS AT THE END OF THE YEAR	FOR THE YEAR	ADJUSTMENTS	ON DEDUCTIONS DURING THE YEAR	TOTAL TO THE YEAR- END	AS AT THE CURRENT YEAR- END	AS AT THE PREVIOUS YEAR- END
		01 APRIL 2016	31 MARCH 2017	2016-17	2016-17	31 MARCH 2017	2016-17	2016-17	2016-17	31 MARCH 2017	31 MARCH 2017	31 MARCH 2016
1	XXVij RCC OVERHEAD TANK	40,00,000	40,00,000	0	0	40,00,000	0	0	0	40,00,000	40,00,000	40,00,000
	XXVijj RCC SUMP WELL	13,50,000	13,50,000	0	0	13,50,000	0	0	0	13,50,000	13,50,000	13,50,000
	XXVijjj ROAD NETWORK PHASE-1	2,40,00,000	2,40,00,000	0	0	2,40,00,000	0	0	0	2,40,00,000	2,40,00,000	2,40,00,000
	XXXXi ROAD AND SERVICE NETWORK PHASE-II	9,90,95,016	9,90,95,016	0	0	9,90,95,016	0	0	0	9,90,95,016	9,90,95,016	9,90,95,016
	XXXXj STREET LIGHTING ALONG RING ROAD	1,01,64,494	1,01,64,494	0	0	1,01,64,494	0	0	0	1,01,64,494	1,01,64,494	1,01,64,494
	XXXXk TECHNOLOGY INCUBATION CENTRE	11,35,402	11,35,402	0	0	11,35,402	0	0	0	11,35,402	11,35,402	11,35,402
	XXXXl TYPE V RESIDANCIAL QUARTER (2 NOS)	60,00,000	60,00,000	0	0	60,00,000	0	0	0	60,00,000	60,00,000	60,00,000
	XXXXm SITE DEVELOPMENT NEAR LHIC	43,68,000	43,68,000	0	0	43,68,000	0	0	0	43,68,000	43,68,000	43,68,000
	XXXXn HORIZONTAL BOOSTER PUMP SET	1,65,900	1,65,900	0	0	1,65,900	0	0	0	1,65,900	1,65,900	1,65,900
	C) OTHER CIVIL WORKS											
	1) OTHER CIVIL WORK	6,17,238	6,17,238	0	0	6,17,238	0	0	0	6,17,238	6,17,238	6,17,238
	D) CAPITAL GOODS IN TRANSIT											
	1) LAB EQUIPMENT	0	0	0	0	0	0	0	0	0	0	0
	E) PATENT CWIP											
	1) PATENT	0	0	20,000	0	20,000	0	0	0	20,000	20,000	0
	TOTAL OF CURRENT YEAR (2)	201,62,06,794	201,62,06,794	2,77,516	0	201,64,84,310	0	0	0	201,64,84,310	201,62,06,794	
3	INTANGIBLE ASSETS											
	1) COMPUTER SOFTWARE	5,06,37,345	47,23,181	7,74,345	0	5,14,11,690	4,78,52,527	20,79,349	0	4,99,31,876	14,79,814	27,84,818
	1j) ONLINE JOURNALS	7,37,10,439	3,23,15,781	0	0	7,37,10,439	5,45,06,488	1,29,26,312	0	6,74,32,800	62,77,539	1,92,03,951
	1jij) RESEARCH INITIATION GRANT	0	0	59,499	0	59,499	0	11,900	0	11,900	47,599	0
	TOTAL OF CURRENT YEAR (3)	12,43,47,784	3,70,38,962	8,33,844	0	12,51,81,628	10,23,59,015	1,50,17,561	0	11,73,76,576	78,05,052	2,19,88,769
	TOTAL (1+2+3)	310,14,95,605	294,88,27,318	1,00,15,499	4,06,950	311,11,04,154	38,94,33,024	5,55,73,271	15,261	44,68,22,855	266,42,81,299	271,20,62,581

(Nagesh Joshi)
Asst. Registrar (F&A)

(Ram Phal Dwivedi)
Registrar

(Pranod Kumar Jain)
Director



SCHEDULE - 4B (FIXED ASSETS OUT OF PROJECT FUND)

SL. NO.	DESCRIPTION	GROSS BLOCK				DEPRECIATION				NET BLOCK		
		COST VALUATION AS AT BEGINNING OF THE YEAR	ADDITIONS DURING THE YEAR	DEDUCTIONS DURING THE YEAR	COST VALUATION AT THE YEAR-END	AS AT THE BEGINNING OF THE YEAR	FOR THE YEAR	ADJUSTMENTS	ON DEDUCTIONS DURING THE YEAR	TOTAL TO THE YEAR-END	AS AT THE CURRENT YEAR-END	AS AT THE PREVIOUS YEAR-END
1		01 APRIL 2016	(2016-17)	(2016-17)	31 MARCH 2017	01 APRIL 2016	(2016-17)	(2016-17)	(2016-17)	31 MARCH 2017	31 MARCH 2017	31 MARCH 2016
2		3	4	5	6	7	8	9	10	11	12	13
	COMPUTER / PERIPHERALS NETWORKING											
I (COMPUTER)		6,16,686	27,04,628	0	33,21,314	1,13,109	6,06,703	1,88,532	0	9,08,344	24,12,970	5,03,577
II LAB EQUIPMENT		57,23,120	4,30,078	0	61,53,198	2,03,503	3,06,318	8,935	0	5,18,756	56,34,442	55,19,618
III FURNITURE & FIXTURE		1,140	44,133	0	45,273	129	2,669	0	0	2,798	42,475	1,011
	TOTAL OF CURRENT YEAR (A)	63,40,946	31,78,839	0	95,19,785	3,16,741	9,15,690	1,97,467	0	14,29,898	80,89,887	60,24,206

PANDIT DWARKA PRASAD MISHRA INDIAN INSTITUTE OF INFORMATION TECHNOLOGY, DESIGN AND MANUFACTURING, JABALPUR
SCHEDULE - 4C (FIXED ASSETS OUT OF PROFESSIONAL DEVELOPMENT FUND)

SL. NO.	DESCRIPTION	GROSS BLOCK				DEPRECIATION				NET BLOCK		
		COST VALUATION AS AT BEGINNING OF THE YEAR	ADDITIONS DURING THE YEAR	DEDUCTIONS DURING THE YEAR	COST VALUATION AT THE YEAR-END	AS AT THE BEGINNING OF THE YEAR	FOR THE YEAR	ADJUSTMENTS	ON DEDUCTIONS DURING THE YEAR	TOTAL TO THE YEAR-END	AS AT THE CURRENT YEAR-END	AS AT THE PREVIOUS YEAR-END
1		01 APRIL 2016	(2016-17)	(2016-17)	31 MARCH 2017	01 APRIL 2016	(2016-17)	(2016-17)	(2016-17)	31 MARCH 2017	31 MARCH 2017	31 MARCH 2016
2		3	4	5	6	7	8	9	10	11	12	13
	COMPUTER / PERIPHERALS NETWORKING											
I (COMPUTER)		22,02,162	0	0	22,02,162	6,28,780	4,40,432	0	0	10,69,212	11,32,950	15,73,382
II BOOKS		3,22,193	1,86,749	0	4,91,942	49,470	44,058	0	0	93,528	3,98,414	2,72,723
III OFFICE EQUIPMENT		29640	0		29,640	2,223	2,223			4,446	25,194	27,417
IV PATENT (CAPITAL WORK IN PROGRESS)		0	18,500		18,500		0			0	18,500	0
	TOTAL OF CURRENT YEAR (A)	25,53,995	1,88,249	0	27,42,244	6,80,473	4,86,713	0	0	11,67,186	15,75,058	18,73,522

(Narasimha Joshi)
Asst. Registrar (F&A)

(Ram Phal Dwivedi)
Registrar

(Pranod Kumar Jain)
Director



PANDIT DWARKA PRASAD MISHRA INDIAN INSTITUTE OF INFORMATION TECHNOLOGY, DESIGN AND MANUFACTURING, JABALPUR
SCHEDULE -4D (FIXED ASSETS SUBSIDIARY ACCOUNTS)

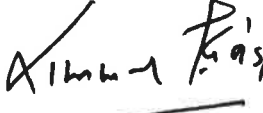
Sl. No.	Description	GROSS BLOCK				DEPRECIATION				NET BLOCK		
		COST VALUATION AS AT BEGINNING OF THE YEAR	ADDITIONS/DEDUCTIONS DURING THE YEAR	DEDUCTIONS DURING THE YEAR	COST VALUATION ON AT THE YEAR-END	AS AT THE BEGINNING OF THE YEAR	FOR THE YEAR	ADJUSTMENTS / Prior period Dep	ON DEDUCTIONS DURING THE YEAR	TOTAL TO THE YEAR-END	AS AT THE CURRENT YEAR-END	AS AT THE PREVIOUS YEAR-END
		01 APRIL 2016	(2016-17)	(2016-17)	31 MARCH 2017	01 APRIL 2016	(2016-17)	(2016-17)	(2016-17)	31 MARCH 2017	31 MARCH 2017	31 MARCH 2016
1	2	3	4	5	6	7	8	9	10	11	12	13
I PLANT & MACHINERY EQUIPMENTS												
i)	TELEVISION LED & OTHER AT HALL 01	27,300	99,472	0	1,26,772	6,143	3,969	0	0	10,112	1,16,660	21,157
ii)	TELEVISION LED & OTHER AT HALL 03	94,000	93,500	0	1,87,500	13,800	9,375	0	0	23,175	1,64,325	80,200
iii)	TELEVISION LED AT HALL 04	85,990	0	0	85,990	10,750	4,300	0	0	15,050	70,940	75,240
iv)	DOUBLE DRUM ROLLER & HANDCART GYM KHANA	0	4,21,250	0	4,21,250	0	20,938	0	0	20,938	4,00,312	0
COMPUTER / PERIPHERALS												
II NETWORKING (COMPUTER)												
i)	COMPUTER / PERIPHERALS AT HALL 01	5,900	37,800	0	43,700	1,180	4,960	0	0	6,140	37,560	4,720
ii)	COMPUTER / PERIPHERALS AT HALL 03	59,550	91,135	0	1,50,685	10,385	21,024	0	0	31,409	1,19,276	49,165
iii)	COMPUTER / PERIPHERALS AT HALL 04	1,42,496	1,00,040	0	2,42,536	50,698	39,900	0	0	90,598	1,51,938	91,798
iv)	COMPUTER / PERIPHERALS OF GYM KHANA A/C	5,000	57,400	0	62,400	2,000	6,740	0	0	8,740	53,660	3,000
III ELECTRICAL INSTALLATION												
i)	ELECTRICAL INSTALLATION AT HALL 01	3,05,504	1,79,763	0	4,85,267	30,053	20,534	0	0	50,587	4,34,680	2,75,451
ii)	ELECTRICAL INSTALLATION AT HALL 03	1,51,089	80,000	0	2,31,089	6,405	9,792	0	0	16,197	2,14,892	1,44,684
iii)	ELECTRICAL INSTALLATION AT HALL 04	1,00,753	0	0	1,00,753	13,120	5,038	0	0	18,158	82,595	87,633
iv)	ELECTRICAL INSTALLATION OF GYM KHANA A/C	53,619	0	0	53,619	3,017	2,681	0	0	5,698	47,921	50,602
IV FURNITURE & FIXTURE												
i)	FURNITURE & FIXTURE AT HALL 01	2,70,812	10,000	0	2,80,812	83,000	20,686	0	0	1,03,686	1,77,126	1,87,812
ii)	FURNITURE & FIXTURE AT HALL 03	1,19,910	84,517	0	2,04,427	34,304	15,332	0	0	49,636	1,54,791	85,606
iii)	FURNITURE & FIXTURE AT HALL 04	74,781	50,976	0	1,25,757	17,261	7,520	0	0	24,781	1,00,976	57,520
iv)	FURNITURE & FIXTURE OF GYM KHANA A/C	1,47,360	0	0	1,47,360	23,052	11,052	0	0	34,104	1,13,256	1,24,308
V OFFICE EQUIPMENT/APPLIANCE												
i)	OFFICE EQUIPMENT AT HALL 01	1,17,522	0	0	1,17,522	32,359	8,814	0	0	41,173	76,349	85,163
ii)	OFFICE EQUIPMENT AT HALL 03	60,014	0	0	60,014	9,957	4,501	0	0	14,458	45,556	50,057
iii)	OFFICE EQUIPMENT AT GYM KHANA A/C	42,950	0	0	42,950	1,611	3,221	0	0	4,832	38,118	41,339
VI SPORTS EQUIPMENT												
i)	SPORTS EQUIPMENT AT HALL 01	99,171	4,090	0	1,03,261	21,775	5,061	0	0	26,836	76,425	77,396
ii)	SPORTS EQUIPMENT AT HALL 03	92,112	0	0	92,112	14,642	4,606	0	0	19,248	72,864	77,470
iii)	SPORTS EQUIPMENT AT HALL 04	83,501	0	0	83,501	10,438	4,175	0	0	14,613	68,888	73,063
iv)	SPORTS EQUIPMENT OF GYM KHANA A/C	1,04,495	1,27,899	0	2,32,394	10,860	8,422	0	0	19,282	2,13,112	93,635
VII WATER PURIFIER												
i)	WATER PURIFIER AT HALL 01	55,870	0	0	55,870	10,701	2,794	0	0	13,495	42,375	45,169
ii)	WATER PURIFIER AT HALL 03	14,500	0	0	14,500	3,263	725	0	0	3,988	10,512	11,237
iii)	WATER PURIFIER AT HALL 04	14,500	0	0	14,500	2,175	725	0	0	2,900	11,600	12,325


PANDIT DWARKA PRASAD MISHRA INDIAN INSTITUTE OF INFORMATION TECHNOLOGY, DESIGN
AND MANUFACTURING, JABALPUR

SCHEDULE 5 –INVESTMENTS FROM EARMARKED/ENDOWMENT FUNDS

		AMOUNT IN ₹	
PARTICULARS	CURRENT YEAR (FY 2016-17)	PREVIOUS YEAR (FY 2015-16)	
1 IN CENTRAL GOVERNMENT SECURITIES	0	0	
2 IN STATE GOVERNMENT SECURITIES	0	0	
3 OTHER APPROVED SECURITIES	0	0	
4 SHARES	0	0	
5 DEBENTURES AND BONDS	0	0	
6 TERM DEPOSITS WITH BANKS	0	0	
7 OTHERS (TO BE SPECIFIED)	0	0	
TOTAL	0	0	


(Naresh Joshi)
Asst.Registrar (F&A)


(Ram Phal Dwivedi)
Registrar


(Pramod Kumar Jain)
Director






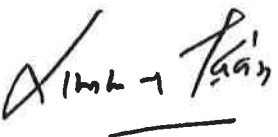
**PANDIT DWARKA PRASAD MISHRA INDIAN INSTITUTE OF INFORMATION TECHNOLOGY, DESIGN
AND MANUFACTURING, JABALPUR**


SCHEDULE 6 –INVESTMENTS OTHERS


AMOUNT IN ₹

PARTICULARS	CURRENT YEAR (FY 2016-17)	PREVIOUS YEAR (FY 2015-16)
1 IN CENTRAL GOVERNMENT SECURITIES	0	0
2 IN STATE GOVERNMENT SECURITIES	0	0
3 OTHER APPROVED SECURITIES	0	0
4 SHARES	0	0
5 DEBENTURES AND BONDS	0	0
6 TERM DEPOSITS		
a) FDR OF INSTITUTE	23,33,26,343	0
b) FDR OF HALL 01 ACCOUNT	77,00,000	77,00,000
c) FDR OF HALL 03 ACCOUNT	20,00,000	35,00,000
d) FDR OF HALL 04 ACCOUNT	10,00,000	10,00,000
e) FDR OF GYMKHANA ACCOUNT	58,05,273	43,00,000
f) FDR OF E&ICT ACADEMY	8,10,00,000	
7 INTEREST ACCRUED ON TERM DEPOSIT		
a) FDR OF INSTITUTE	44,864	0
b) FDR OF HALL 01 ACCOUNT	13,36,509	6,49,942
c) FDR OF HALL 03 ACCOUNT	3,18,275	1,56,886
d) FDR OF HALL 04 ACCOUNT	1,76,694	92,104
e) FDR OF GYMKHANA ACCOUNT	6,45,260	1,90,541
f) FDR OF E&ICT ACADEMY	22,12,309	0
TOTAL	33,55,65,527	1,75,89,473


(Naresh Joshi)
Asst.Registrar (F&A)


(Ram Phal Dwivedi)
Registrar


(Pramod Kumar Jain)
Director




**PANDIT DWARKA PRASAD MISHRA INDIAN INSTITUTE OF INFORMATION TECHNOLOGY,
DESIGN AND MANUFACTURING, JABALPUR**


SCHEDULE 7 – CURRENT ASSETS

AMOUNT IN ₹

	PARTICULARS	CURRENT YEAR (FY 2016-17)		PREVIOUS YEAR (FY 2015-16)	
1	STOCK:				
	A) STORES AND SPARES	0		0	
	B) LOOSE TOOLS	0		0	
	C) PUBLICATIONS	0		0	
	D) LABORATORY CHEMICALS, CONSUMABLES AND GLASS WARE	0		0	
	E) BUILDING MATERIAL	0		0	
	F) ELECTRICAL MATERIAL	0		0	
	G) STATIONERY	0		0	
	H) WATER SUPPLY MATERIAL	0	0	0	0
2	SUNDRY DEBTORS				
	A) DEBTS OUTSTANDING FOR A PERIOD EXCEEDING SIX MONTHS	0		0	
	B) OTHERS (FEES RECEIVABLE)	5,44,200	5,44,200	4,94,150	4,94,150
3	CASH AND BANK BALANCE			0	0
A)	WITH SCHEDULED BANKS				
	-IN CURRENT ACCOUNTS				
I	ALLAHABAD BANK GRANT CURRENT A/C	3,45,60,748		24,45,747	
II	SBI GRANT A/C	3,48,231		6,72,578	
III	ALLAHABAD BANK STUDENT FEE A/C	3,74,18,166		2,94,76,978	
IV	ALLAHABAD GRANT SAVING A/C	3,55,23,112		24,52,63,021	
V	PROJECT ACCOUNTS				
a)	ALLAHABAD PROJECT A/C	3,60,53,290		1,49,34,102	
b)	E& ICT ACADEMY A/C	1,18,99,817		0	
c)	STARTUP A/C	4,17,918		0	
VI	CANARA BANK GRANT A/C	0		4,91,865	
VII	SBI TICKET A/C	1,84,351		0	
VIII	SUBSIDIARY BANK ACCOUNTS				
a)	HALL 01	27,81,110		31,59,810	
b)	HALL 03	72,01,125		76,32,787	
c)	HALL 04	35,97,775		38,47,037	
d)	GYMKHANA	31,50,526		24,55,452	
e)	LIBRARY	3,67,599		2,95,419	
f)	SBI-CPF/NEW PENSION ACCOUNT	0	17,35,03,767	0	31,06,74,796
B)	WITH NON-SCHEDULED BANKS:				
	-IN CURRENT ACCOUNTS	0		0	
	-IN TERM DEPOSIT ACCOUNTS	0		0	
	-IN SAVINGS ACCOUNTS	0		0	
4	POST OFFICE- SAVINGS ACCOUNTS	0		0	
	TOTAL		17,40,47,967		31,11,68,946


(Nareesh Joshi)
Asst.Registrar (F&A)


(Ram Phal Dwivedi)
Registrar


(Pramod Kumar Jain)
Director






**PANDIT DWARKA PRASAD MISHRA INDIAN INSTITUTE OF INFORMATION TECHNOLOGY,
DESIGN AND MANUFACTURING, JABALPUR**


SCHEDULE 8 – LOANS, ADVANCES & DEPOSITS


AMOUNT IN ₹

PARTICULARS		CURRENT YEAR (FY 2016-17)		PREVIOUS YEAR (FY 2015-16)	
1	ADVANCES TO EMPLOYEES: (NON-INTEREST BEARING)				
	A) SALARY			0	
	B) FESTIVAL	75,600		81,750	
	C) MEDICAL ADVANCE	0		0	
	D) OTHER (TO BE SPECIFIED)	0		0	
		75,600		0	81,750
2	LONG TERM ADVANCES TO EMPLOYEES: (INTEREST BEARING)				
	A) VEHICLE LOAN	0		0	
	B) HOME LOAN	0		0	
	C) OTHERS (TO BE SPECIFIED)	0	0	0	0
3	ADVANCES AND OTHER AMOUNTS RECOVERABLE IN CASH OR IN KIND OR FOR VALUE TO BE RECEIVED				
	A) ON CAPITAL ACCOUNT				
	I) ADVANCES (MOBILISATION /ADHOC /SECURED/)	16,92,181		16,92,181	
	II) SECURITY DEPOSITES(RECEIVABLE)	0		0	
	III) ADVANCE FOR CPWD	12,10,92,675		12,10,92,675	
	IV) ADVANCE FOR EXPENDITURE	30,64,699		29,56,444	
	B) TO SUPPLIERS(DGS&D)	38,65,805		1,06,72,990	
	C) TO NICSI NEW DELHI	54,93,094		54,93,094	
	D) GRANT/SUBSIDIES (MHRD-PLAN) RECEIVABLE	0		49,60,000	
	E) LOAN TO INSTITUTE	10,39,56,179		4,58,88,934	
	F) LOAN TO STARTUP	1,90,000		0	
	G) OTHERS	10,38,985		13,45,487	
		24,03,93,618			19,41,01,805
4	PREPAID EXPENSES				
	A) INSURANCE	2,00,597		2,22,717	
	B) OTHER EXPENSES	5,37,210	7,37,807	64,858	2,87,575
5	DEPOSITS				
	A) TELEPHONE BSNL	25,36,638		25,36,638	
	B) LEASE RENT	0		0	
	C) ELECTRICITY (MPPKVCL)	53,72,026		56,89,458	
	D) AICTE, IF APPLICABLE	0		0	
	E) OTHERS	21,56,652	1,00,65,316	22,32,800	1,04,58,896
6	INCOME ACCRUED:				
	A) ON INVESTMENTS FROM EARMARKED/ ENDOWMENT FUNDS			0	
	B) ON INVESTMENTS-OTHERS	82,194		82,194	
	C) ON LOANS AND ADVANCES	0		0	
	D) OTHERS (INCLUDES INCOME DUE- UNREALIZED)	0	82,194	60,958	1,43,152
7	OTHER- CURRENT ASSETS RECEIVABLE FROM UGC/SPONSORED PROJECTS				
	A) DEBIT BALANCES IN SPONSORED PROJECTS	0		0	
	B) DEBIT BALANCES IN FELLOWSHIP & SCHOLARSHIP	0		0	
	C) GRANTS RECEIVABLE	0		0	
	D) OTHER RECEIVABLES (DGS&D)	97,464		3,79,067	
	E) ADVANCE FROM PROJECT	1,39,558	2,37,022	20,955	4,00,022
8	CLAIMS RECEIVABLE		0		0
	TOTAL		25,15,91,557		20,54,73,200


(Naresh Joshi)
Asst. Registrar (F&A)




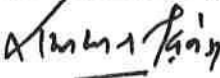

(Ram Phal Dwivedi)
Registrar



(Pramod Kumar Jain)
Director

**PANDIT DWARKA PRASAD MISHRA INDIAN INSTITUTE OF INFORMATION TECHNOLOGY,
DESIGN AND MANUFACTURING, JABALPUR
SCHEDULE - 9 (FEES/SUBSCRIPTIONS)**

PARTICULARS		AMOUNT IN ₹	
		CURRENT YEAR (FY 2016-17)	PREVIOUS YEAR (FY 2015-16)
A	FEE FROM STUDENTS		
1	TUITION FEE	4,96,64,355	3,13,58,563
2	ADMISSION FEE	2,02,750	2,14,750
3	ENROLMENT FEE	0	0
4	LIBRARY ADMISSION FEE	0	0
5	LABORATORY FEE	32,250	1,23,250
6	ART & CRAFT FEE	0	0
7	REGISTRATION FEE	24,92,850	22,85,550
8	SYLLABUS FEE	0	0
	TOTAL (A)	5,23,92,205	3,39,82,113
B	EXAMINATIONS		
1	ADMISSION TEST FEE	0	0
2	ANNUAL EXAMINATION FEE	25,72,250	23,73,950
3	MARK SHEET, CERTIFICATE FEE	1,41,925	1,50,325
4	ENTRANCE EXAMINATION FEE	0	0
	TOTAL (B)	27,14,175	25,24,275
C	OTHER FEES		
1	IDENTITY CARD FEE	1,01,375	1,07,375
2	FINE/MISCELLANEOUS FEE	60,000	4,30,119
3	MEDICAL FEE	25,67,850	21,96,200
4	TRANSPORTATION FEE	0	0
5	HOSTEL FEE	83,37,950	76,22,968
6	STUDENT PLACEMENT & TRG.	32,250	1,23,250
7	CAREER DEVELOPMENT PROGRAMMES	4,05,500	4,29,500
8	PUBLICATION	0	0
9	MODERNIZATION	0	0
10	THESIS	0	0
11	JAPANESE COURSE	0	30,000
12	SUMMER COURSE	10,36,100	7,34,883
13	HALL MANAGEMENT ACCOUNT	0	57,58,500
14	STUDENT BENEFIT ACCOUNT (GYMKHANA)	0	34,08,750
15	OTHER DEGREE AND MISC FEE	6,07,016	0
	TOTAL (C)	1,31,48,041	2,08,41,545
D	SALE OF PUBLICATIONS		
1	SALE OF ADMISSION FORMS	0	0
2	SALE OF SYLLABUS AND QUESTION PAPER, ETC./ OTHERS	0	0
3	SALE OF PROSPECTUS INCLUDING ADMISSION FORMS	0	2,70,400
	TOTAL (D)	0	2,70,400
E	OTHER ACADEMIC RECEIPTS		
1	REGISTRATION FEES FOR WORKSHOPS, PROGRAMMES	0	0
2	REGISTRATION FEES FOR (ACADEMIC STAFF COLLEGE)	0	0
	TOTAL (E)	0	0
F	TRANSFER OF RECEIPTS		
1	TO HALL MANAGEMENT ACCOUNT	0	57,25,548
2	TO STUDENT BENEFIT ACCOUNT	0	33,76,650
3	UNREALIZED AMOUNT TRANSFER TO CURRENT LIABILITIES	0	65,052
	TOTAL (F)	0	91,67,250
GRAND TOTAL (A+B+C+D+E-F)		6,82,54,421	4,84,51,083


(Nafesh Joshi)
Asst.Registrar (F&A)


(Ram Phal Dwivedi)
Registrar


(Pramod Kumar Jain)
Director



PANDIT DWARKA PRASAD MISHRA INDIAN INSTITUTE OF INFORMATION TECHNOLOGY,
DESIGN AND MANUFACTURING, JABALPUR
SCHEDULE - 9.1 FEES/SUBSCRIPTIONS OF SUBSIDIARY ACCOUNTS

AMOUNT IN ₹

PARTICULARS		CURRENT YEAR (FY 2016-17)					TOTAL CURRENT YEAR	PREVIOUS YEAR (FY 2015- 16)
		Hall 01	Hall 03	Hall 04	Gymkhana	Library		
A	FEE FROM STUDENTS							
1	TUITION FEE	0	0	0	0	0	0	0
2	ADMISSION FEE	0	0	0	0	0	0	0
3	ENROLMENT FEE	0	0	0	0	0	0	0
4	LIBRARY ADMISSION FEE	0	0	0	0	0	0	0
5	LABORATORY FEE	0	0	0	0	0	0	0
6	ART & CRAFT FEE	0	0	0	0	0	0	0
7	REGISTRATION FEE	0	0	0	0	0	0	0
8	SYLLABUS FEE	0	0	0	0	0	0	0
	TOTAL (A)	0	0	0	0	0	0	0
B	EXAMINATIONS							
1	ADMISSION TEST FEE	0	0	0	0	0	0	0
2	ANNUAL EXAMINATION FEE	0	0	0	0	0	0	0
3	MARK SHEET, CERTIFICATE FEE	0	0	0	0	0	0	0
4	ENTRANCE EXAMINATION FEE	0	0	0	0	0	0	0
	TOTAL (B)	0	0	0	0	0	0	0
C	OTHER FEES							
1	IDENTITY CARD FEE	0	0	0	7,260	0	7,260	4,180
2	FINE/MISCELLANEOUS FEE	1,21,400	5,545	200	7,918	59,551	1,94,614	1,81,848
3	MEDICAL FEE	0	0	0	0	0	0	0
4	TRANSPORTATION FEE	0	0	0	0	0	0	0
5	HOSTEL FEE	0	0	12,000	0	0	12,000	0
6	HALL MANAGEMENT ACCOUNT	0	0	0	0	0	0	57,06,000
7	STUDENT BENEFIT ACCOUNT (GYMKHANA)	0	0	0	16,94,600	0	16,94,600	33,71,350
	TOTAL (C)	1,21,400	5,545	12,200	17,09,778	59,551	19,08,474	92,63,378
D	SALE OF PUBLICATIONS							
1	SALE OF SYLLABUS AND QUESTION PAPER, ETC./ OTHERS	0	0	0	0	0	0	0
2	SALE OF PROSPECTUS INCLUDING ADMISSION FORMS	0	0	0	0	0	0	0
	TOTAL (D)	0	0	0	0	0	0	0
E	OTHER ACADEMIC RECEIPTS							
1	REGISTRATION FEES FOR WORKSHOPS, PROGRAMMES	0	0	0	1,07,390	0	0	0
2	SPONSERSHIP	0	0	0	4,83,900	0	0	0
	TOTAL (E)	0	0	0	5,91,290	0	0	0
GRAND TOTAL (A+B+C+D+E)		1,21,400	5,545	12,200	23,01,068	59,551	19,08,474	92,63,378

(Signature)
(Naresh Joshi)
Asst.Registrar (F&A)

(Signature)
(Ram Phal Dwivedi)
Registrar

(Signature)
(Pramod Kumar Jain)
Director


(Signature)

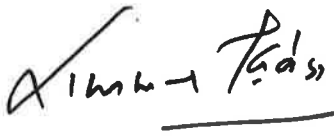



**PANDIT DWARKA PRASAD MISHRA INDIAN INSTITUTE OF INFORMATION TECHNOLOGY,
DESIGN AND MANUFACTURING, JABALPUR**

SCHEDULE 10- GRANTS/SUBSIDIES (IRREVOCABLE GRANTS RECEIVED) PLAN

AMOUNT IN ₹			
	PARTICULARS	CURRENT YEAR (FY 2016-17)	PREVIOUS YEAR (FY 2015-16)
	BALANCE BROUGHT FORWARD	1,99,77,088	2,35,53,241
Add	RECEIPTS DURING THE YEAR	22,00,34,930	36,49,60,000
ADD	LOAN FROM INTERNAL CORPUS (TO MEET SHORT OF GRANT)	6,08,04,204	4,58,88,934
ADD	ASSET OVERVALUATION	4,06,950	0
Less	REFUND OF LOAN FOR SALARY	(27,36,959)	0
	TOTAL	29,84,86,213	43,44,02,175
Less	UTILISED FOR CAPITAL EXPENDITURE	41,22,258	16,62,53,636
	BALANCE	29,43,63,955	26,81,48,539
Less	UTILISED FOR REVENUE EXPENDITURE	26,22,39,071	24,81,71,451
	BALANCE CARRIED FORWARD	3,21,24,884	1,99,77,088


(Naresh Joshi)
Asst.Registrar (F&A)


(Ram Phal Dwivedi)
Registrar


(Pramod Kumar Jain)
Director


Arun

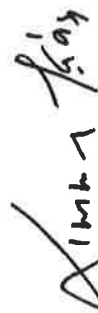
**PANDIT DWARKA PRASAD MISHRA INDIAN INSTITUTE OF INFORMATION TECHNOLOGY,
DESIGN AND MANUFACTURING, JABALPUR**

SCHEDULE 11- INCOME FROM INVESTMENTS

PARTICULARS	AMOUNT IN ₹			
	EARMARKED/ENDOWMENT FUNDS	OTHER INVESTMENT (INSTITUTE)		
	CURRENT YEAR (FY 2016-17)	PREVIOUS YEAR (FY 2015-16)	CURRENT YEAR (FY 2016-17)	PREVIOUS YEAR (FY 2015-16)
1 INTEREST				
A) ON GOVT. SECURITIES	0	0	0	0
B) OTHER BONDS/DEBENTURES	0	0	0	0
2 INTEREST ON TERM DEPOSITS	59,87,537	0	1,32,06,131	1,32,01,245
TERM DEPOSITS/INTEREST BEARING ADVANCES TO EMPLOYEES	0	0	0	0
3 INTEREST ON SAVINGS BANK ACCOUNTS	11,80,055	9,86,815	0	0
5 OTHERS (SPECIFY)	0	0	0	0
TOTAL	71,67,592	9,86,815	1,32,06,131	1,32,01,245
TRANSFERRED TO EARMARKED/ 1 ENDOWMENT FUNDS	8,24,655	9,86,815	0	0
BALANCE	63,42,937	0	1,32,06,131	1,32,01,245


(Nareesh Joshi)

Asst.Registrar (F&A)



(Ram Phal Dwivedi)
Registrar


(Pramod Kumar Jain)
Director

**PANDIT DWARKA PRASAD MISHRA INDIAN INSTITUTE OF INFORMATION TECHNOLOGY,
DESIGN & MANUFACTURING, JABALPUR**

SCHEDULE 11.1- INCOME FROM INVESTMENTS SUBSIDIARIES ACCOUNT

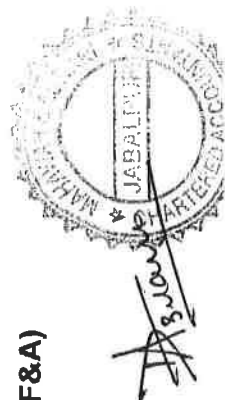
AMOUNT IN ₹

PARTICULARS	CURRENT YEAR (FY 2016-17)					TOTAL CURRENT YEAR	PREVIOUS YEAR (FY 2015-16)
	Hall 01	Hall 03	Hall 04	Gymkhana	Library		
1 INTEREST							
A) ON GOVT. SECURITIES	0	0	0	0	0	0	0
B) OTHER BONDS/DEBENTURES	0	0	0	0	0	0	0
2 INTEREST ON TERM DEPOSITS	7,09,345	1,63,250	87,422	4,71,837	0	0	12,30,871
INCOME ACCRUED BUT NOT DUE ON TERM DEPOSITS/INTEREST BEARING ADVANCES TO EMPLOYEES							
3	0	0	0	0	0	0	0
INTEREST ON SAVINGS BANK 4 ACCOUNTS	0	0	0	0	0	0	0
5 OTHERS (PRIOR PERIOD INTEREST)	0	1,38,488	0	0	0	1,38,488	0
TOTAL	7,09,345	3,01,738	87,422	4,71,837	0	15,70,342	12,30,871


(Naresh Joshi)
Asst.Registrar (F&A)


(Ram Phal Dwivedi)
Registrar


(Pramod Kumar Jain)
Director

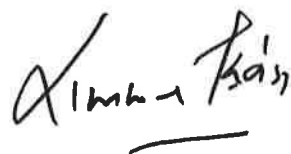



**PANDIT DWARKA PRASAD MISHRA INDIAN INSTITUTE OF INFORMATION TECHNOLOGY,
DESIGN AND MANUFACTURING, JABALPUR**


SCHEDULE 12- INTEREST EARNED

		AMOUNT IN ₹	
	PARTICULARS	CURRENT YEAR (FY 2016-17)	PREVIOUS YEAR (FY 2015-16)
1	ON SAVINGS ACCOUNTS WITH SCHEDULED BANKS	26,64,606	19,07,117
2	INTEREST ON LOANS		
	A) EMPLOYEES/STAFF	0	23,408
	B) OTHERS	0	0
3	INTEREST ON DEBTORS AND OTHER RECEIVABLES		
	A) INTEREST ON SECURITY DEPOSIT (MPPKVCL)	2,24,371	4,62,670
	TOTAL	28,88,977	23,93,195


(Naresh Joshi)
Asst.Registrar (F&A)


(Ram Phal Dwivedi)
Registrar


(Pramod Kumar Jain)
Director




**PANDIT DWARKA PRASAD MISHRA INDIAN INSTITUTE OF INFORMATION TECHNOLOGY,
DESIGN & MANUFACTURING, JABALPUR**

SCHEDULE 12.1 - INTEREST EARNED OF SUBSIDIARY ACCOUNTS


PARTICULARS	CURRENT YEAR (FY 2016-17)					TOTAL CURRENT YEAR	PREVIOUS YEAR (FY 2015-16)
	Hall 01	Hall 03	Hall 04	Gymkhana	Library		
1 ON SAVINGS ACCOUNTS WITH SCHEDULED BANKS	1,18,256	2,93,326	1,48,686	69,173	12,628	6,42,069	4,65,942
2 INTEREST ON LOANS	0	0	0	0	0	0	0
A) EMPLOYEES/STAFF	0	0	0	0	0	0	0
B) OTHERS	0	0	0	0	0	0	0
INTEREST ON DEBTORS AND OTHER RECEIVABLES	0	0	0	0	0	0	0
TOTAL	1,18,256	2,93,326	1,48,686	69,173	12,628	6,42,069	4,65,942

AMOUNT IN ₹


(Naresh Joshi)
Asst.Registrar (F&A)


(Ram Phal Dwivedi)
Registrar



(Pramod Kumar Jain)
Director



**PANDIT DWARKA PRASAD MISHRA INDIAN INSTITUTE OF INFORMATION TECHNOLOGY,
DESIGN AND MANUFACTURING, JABALPUR**

SCHEDULE 13- OTHER INCOME

		AMOUNT IN ₹	
	PARTICULARS	CURRENT YEAR (FY 2016-17)	PREVIOUS YEAR (FY 2015-16)
A	INCOME FROM LAND & BUILDING		
	1. HOSTEL ROOM RENT (GUEST HOUSE)	3,85,778	57,765
	2. LICENSE FEE	2,50,206	89037
	3. HIRE CHARGES OF AUDITORIUM/PLAY GROUND/CONVENTION CENTRE, ETC	0	0
	4. ELECTRICITY & WATER CHARGES	29,314	1678177
	TOTAL (A)	6,65,298	18,24,979
B	SALE OF INSTITUTE'S PUBLICATIONS	0	0
	TOTAL (B)	0	0
C	INCOME FROM HOLDING EVENTS		
	1. GROSS RECEIPTS FROM ANNUAL FUNCTION/ SPORTS CARNIVAL	0	0
	LESS: DIRECT EXPENDITURE INCURRED ON THE ANNUAL FUNCTION/ SPORTS CARNIVAL	0	0
	2. GROSS RECEIPTS FROM FETES		
	LESS: DIRECT EXPENDITURE INCURRED ON THE FETES	0	0
	3. GROSS RECEIPTS FOR EDUCATIONAL TOURS		
	LESS: DIRECT EXPENDITURE INCURRED ON THE TOURS	0	0
	4. OTHERS (TO BE SPECIFIED AND SEPARATELY DISCLOSED)		
	TOTAL (C)	0	0
D	OTHERS		
	1. INCOME FROM CONSULTANCY	0	84,440
	2. INCOME FROM RTI	136	2,666
	3. INCOME FROM ROYALTY	0	0
	4. INCOME FROM APPLICATION FORM	0	0
	5. SALE OF TENDERS FORM ,WASTE PAPER etc.	19,000	29,200
	6. PROFIT ON SALE/DISPOSAL OF ASSETS :		
	A) OWNED ASSETS	0	1,200
	B) ASSETS RECEIVED FREE OF COST	0	0
	7. GRANTS/DONATIONS FROM INSTITUTIONS, WELFARE BODIES AND INTERNATIONAL ORGANIZATIONS	0	0
	8. BUS SERVICE INCOME	6,71,890	7,41,660
	9. PROJECT OVERHEAD INCOME	1,940	5,03,109
	10. INCOME FROM PENALTY	10,76,426	1,65,770
	11. OTHER MISCELLANEOUS INCOMES	69,925	58,750
	12. INCOME FROM RENT (SHOPS)	4,23,882	4,69,384
	13. RELOCATION EXP (FROM INTERNAL INCOME)	(1,27,650)	0
	TOTAL (D)	21,35,549	20,56,179
	GRAND TOTAL (A+B+C+D)	28,00,847	38,81,158


(Naresh Joshi)
Asst.Registrar (F&A)





(Ram Phal Dwivedi)
Registrar


(Pramod Kumar Jain)
Director

**PANDIT DWARKA PRASAD MISHRA INDIAN INSTITUTE OF INFORMATION TECHNOLOGY,
DESIGN AND MANUFACTURING, JABALPUR**

SCHEDULE 13.1 - OTHER INCOME OF SUBSIDIARY ACCOUNTS

PARTICULARS	CURRENT YEAR (FY 2016-17)					TOTAL CURRENT YEAR	AMOUNT IN ₹ PREVIOUS YEAR (FY 2015- 16)
	Hall 01	Hall 03	Hall 04	Gymkhana	Library		
A INCOME FROM LAND & BUILDING							
1. HOSTEL ROOM RENT	2,000	0	0	0	0	0	0
2. LICENSE FEE	0	0	0	0	0	0	0
3. HIRE CHARGES OF AUDITORIUM/PLAY GROUND/CONVENTION CENTRE, ETC	0	0	0	0	0	0	0
4. ELECTRICITY & WATER CHARGES	0	0	0	0	0	0	0
TOTAL (A)	2,000					0	0
B SALE OF INSTITUTE'S PUBLICATIONS	0	0	0	0	0	0	0
TOTAL (B)	0	0	0	0	0	0	0
C INCOME FROM HOLDING EVENTS							
1. GROSS RECEIPTS FROM ANNUAL FUNCTION/ SPORTS CARNIVAL	0	0	0	0	0	0	0
LESS: DIRECT EXPENDITURE INCURRED ON THE ANNUAL FUNCTION/ SPORTS CARNIVAL	0	0	0	0	0	0	0
2. GROSS RECEIPTS FROM FETES	0	0	0	0	0	0	0
LESS: DIRECT EXPENDITURE INCURRED ON THE FETES	0	0	0	0	0	0	0
3. GROSS RECEIPTS FOR EDUCATIONAL TOURS	0	0	0	0	0	0	0
LESS: DIRECT EXPENDITURE INCURRED ON THE TOURS	0	0	0	0	0	0	0
4. OTHERS (TO BE SPECIFIED AND SEPARATELY DISCLOSED)	0	0	0	0	0	0	0
TOTAL (C)				0		0	0
D OTHERS							
1. INCOME FROM CONSULTANCY	0	0	0	0	0	0	0
2. INCOME FROM RTI	0	0	0	0	0	0	0
3. INCOME FROM ROYALTY	0	0	0	0	0	0	0
4. INCOME FROM APPLICATION FORM	0	0	0	0	0	0	0
5. SALE OF TENDERS FORM ,WASTE PAPER etc.	0	0	0	0	0	0	7,990
6. PROFIT ON SALE/DISPOSAL OF ASSETS :	0	0	0	0	0	0	0
A) OWNED ASSETS	0	0	0	0	0	0	0
B) ASSETS RECEIVED FREE OF COST	0	0	0	0	0	0	0
7. GRANTS/DONATIONS FROM INSTITUTIONS, WELFARE BODIES AND INTERNATIONAL	0	0	0	0	0	0	0
8. BUS SERVICE INCOME	0	0	0	0	0	0	0
9. PROJECT OVERHEAD INCOME	0	0	0	0	0	0	0
10. INCOME FROM GUEST ROOM	45,000	25,500	84,200	0	0	1,54,700	1,09,650
11. OTHER MISCELLANEOUS INCOMES	0	0	0	0	0	0	2,000
TOTAL (H)	45,000	25,500	84,200	0	0	1,54,700	1,19,640
GRAND TOTAL (A+B+C+D+)	47,000	25,500	84,200	0	0	1,54,700	1,19,640


(Naresh Joshi)
Asst.Registrar (F&A)


(Ram Phal Dwivedi)
Registrar



(Pramod Kumar Jain)
Director

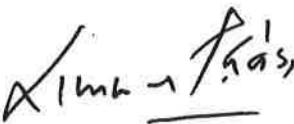


**PANDIT DWARKA PRASAD MISHRA INDIAN INSTITUTE OF INFORMATION TECHNOLOGY,
DESIGN AND MANUFACTURING, JABALPUR**

SCHEDULE 14 – PRIOR PERIOD INCOME

		AMOUNT IN ₹	
	PARTICULARS	CURRENT YEAR (FY 2016-17)	PREVIOUS YEAR (FY 2015-16)
A)	ACADEMIC RECEIPTS	0	0
B)	INCOME FROM INVESTMENTS	0	0
C)	INTEREST EARNED	0	0
D)	OTHER INCOME	4,38,434	6,40,121
	TOTAL	4,38,434	6,40,121


(Naresh Joshi)
Asst.Registrar (F&A)


(Ram Phal Dwivedi)
Registrar



(Pramod Kumar Jain)
Director

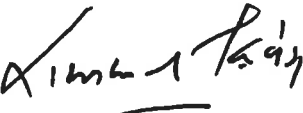



**PANDIT DWARKA PRASAD MISHRA INDIAN INSTITUTE OF INFORMATION TECHNOLOGY,
DESIGN AND MANUFACTURING, JABALPUR**

SCHEDULE 15 – STAFF PAYMENTS & BENEFITS ESTABLISHMENT EXPENSES- PLAN

AMOUNT IN ₹			
	PARTICULARS	CURRENT YEAR (FY 2016-17)	PREVIOUS YEAR (FY 2015-16)
A)	SALARIES & WAGES	9,10,00,305	8,56,03,329
B)	ALLOWANCES & BONUS	5,44,487	2,03,479
C)	CONTRIBUTION TO PROVIDENT FUND/NPS	76,46,284	69,84,190
D)	CONTRIBUTION TO OTHER FUND	0	0
E)	STAFF WELFARE EXPENSES & MEDICAL AID	17,86,974	17,85,052
F)	RETIREMENT AND TERMINAL BENEFITS	1,14,63,548	81,69,275
G)	LTC FACILITY	26,67,393	18,56,420
H)	MEDICAL FACILITY	0	0
I)	CHILDREN EDUCATION ALLOWANCE	10,75,114	9,37,290
J)	HONORARIUM	4,42,672	2,95,000
K)	TA/DA EXPENSES	0	0
L)	LEAVE SALARY CONTRIBUTION (OTHER INSTITUTES' EMPLOYEES)	0	0
M)	LEAVE ENCASHMENT	4,41,879	3,92,188
N)	PROFESSIONAL DEVELOPMENT ALLOWANCE	30,95,167	15,45,257
	TOTAL	120163823	10,77,71,480


(Naresh Joshi)
Asst.Registrar (F&A)


(Ram Phal Dwivedi)
Registrar


(Pramod Kumar Jain)
Director



**PANDIT DWARKA PRASAD MISHRA INDIAN INSTITUTE OF INFORMATION TECHNOLOGY
DESIGN AND MANUFACTURING, JABALPUR**


SCHEDULE 15 A – EMPLOYEES RETIREMENT AND TERMINAL BENEFITS

					AMOUNT IN ₹
PARTICULARS	PENSION	GRATUITY	LEAVE ENCASHMENT	TOTAL	
A					
OPENING BALANCE AS ON 01.04.2016	0	1,95,63,665	2,20,92,844		4,16,56,509
ADDITION : CAPITALIZED VALUE OF CONTRIBUTIONS RECEIVED FROM OTHER ORGANIZATIONS	0	0	0		0
TOTAL (A)	0	1,95,63,665	2,20,92,844		4,16,56,509
B					
LESS: ACTUAL PAYMENT DURING THE YEAR	0	0	2,66,615		2,66,615
C					
BALANCE AVAILABLE ON 31.03.2017 C (A-B)	0	1,95,63,665	2,18,26,229		4,13,89,894
D					
PROVISION REQUIRED ON 31.03.2017	0	2,53,42,391	2,74,01,557		5,27,43,948
A. PROVISION TO BE MADE IN THE CURRENT YEAR (D -C)	0	57,78,726	55,75,328		1,13,54,054
B. CONTRIBUTION TO NEW PENSION SCHEME	0	0	0		0
C. MEDICAL REIMBURSEMENT TO RETIRED EMPLOYEES	0	0	0		0
D. TRAVEL TO HOMETOWN ON RETIREMENT	0	0	0		0
E. DEPOSIT LINKED INSURANCE PAYMENT	0	0	0		0
TOTAL (A+B+C+D+E)	0	57,78,726	55,75,328		1,13,54,054


 (Nafesh Joshi)
 Asst.Registrar (F&A)


 (Ram Phal Dwivedi)
 Registrar


 (Pramod Kumar Jain)
 Director



**PANDIT DWARKA PRASAD MISHRA INDIAN INSTITUTE OF INFORMATION TECHNOLOGY,
DESIGN AND MANUFACTURING, JABALPUR**


SCHEDULE 16 – ACADEMIC EXPENSES -PLAN

		AMOUNT IN ₹	
	PARTICULARS	CURRENT YEAR (FY 2016-17)	PREVIOUS YEAR (FY 2015-16)
a)	LABORATORY EXPENSES	4,78,174	7,80,615
b)	FIELD WORK/PARTICIPATION IN CONFERENCES	0	0
c)	EXPENSES ON SEMINARS/WORKSHOPS	2,66,341	8,59,567
d)	PAYMENT TO VISITING FACULTY	43,23,287	39,54,963
e)	EXAMINATION	0	0
f)	STUDENT WELFARE EXPENSES	13,73,535	14,76,034
g)	ADMISSION EXPENSES	0	6,00,000
h)	CONVOCATION EXPENSES	9,93,805	11,03,686
i)	PUBLICATIONS	0	0
j)	STIPEND/MEANS-CUM-MERIT SCHOLARSHIP/ASSISTENTSHIP	5,54,80,868	5,05,03,767
k)	SUBSCRIPTION EXPENSES	0	0
l)	STUDENT SUPPORT SERVICES	15,88,053	27,17,695
m)	HONORARIUM (SUMMER COURSE)	12,00,500	10,89,500
	TOTAL	6,57,04,563	6,30,85,827

(Signature)
(Naresh Joshi)
Asst.Registrar (F&A)

(Signature)
(Ram Phal Dwivedi)
Registrar

(Signature)
(Pramod Kumar Jain)
Director



**PANDIT DWARKA PRASAD MISHRA INDIAN INSTITUTE OF INFORMATION TECHNOLOGY, DESIGN AND
MANUFACTURING, JABALPUR**

SCHEDULE 16.1 – ACADEMIC EXPENSES OF SUBSIDIARY ACCOUNTS

AMOUNT IN ₹

PARTICULARS	CURRENT YEAR (FY 2016-17)					TOTAL CURRENT YEAR	PREVIOUS YEAR (FY 2015-16)
	Hall 01	Hall 03	Hall 04	Gymkhana	Library		
a) LABORATORY EXPENSES	0	0	0	0	0	0	0
b) FIELD WORK/PARTICIPATION	0	0	0	0	0	0	0
c) SEMINARS/WORKSHOPS	0	0	0	0	0	0	0
d) PAYMENT TO VISITING FACULTY	0	0	0	0	0	0	0
e) EXAMINATION	0	0	0	0	0	0	0
f) STUDENT WELFARE EXPENSES	0	1,790	0	7,14,398	0	7,16,188	16,36,892
g) ADMISSION EXPENSES	0	0	0	0	0	0	0
h) CONVOCATION EXPENSES	0	0	0	0	0	0	0
i) PUBLICATIONS	0	0	0	0	0	0	0
j) STIPEND/MEANS-CUM-MERIT SCHOLARSHIP	0	0	0	0	0	0	0
k) SUBSCRIPTION EXPENSES	0	0	0	0	0	0	0
l) STUDENT SUPPORT SERVICES	0	0	0	2,77,340	0	2,77,340	2,49,747
TOTAL	0	1,790	0	9,91,738	0	9,93,628	18,86,639

(Signature)
(Naresh Joshi)
Asst.Registrar (F&A)

(Signature)
(Ram Phal Dwivedi)
Registrar

(Signature)
(Pramod Kumar Jain)
Director





**PANDIT DWARKA PRASAD MISHRA INDIAN INSTITUTE OF INFORMATION TECHNOLOGY,
DESIGN AND MANUFACTURING, JABALPUR**

SCHEDULE 17 – ADMINISTRATIVE AND GENERAL EXPENSES

		AMOUNT IN ₹	
	PARTICULARS	CURRENT YEAR (FY 2016-17)	PREVIOUS YEAR (FY 2015-16)
A	<u>INFRASTRUCTURE</u>		
a)	ELECTRICITY & POWER	2,01,09,445	2,37,97,213
b)	WATER CHARGES	0	0
c)	INSURANCE	0	0
d)	RENT, RATES & TAXES	1,02,774	1,77,748
B	<u>COMMUNICATION</u>		
a)	POSTAGE & TELEGRAM	1,46,537	1,69,974
b)	TELEPHONE AND INTERNET/LEASELINE CHARGES	32,61,375	27,14,125
C	<u>OTHER</u>		
a)	PRINTING & STATIONARY	9,29,568	13,07,624
b)	TRAVELLING AND CONVEYANCE	26,55,020	23,21,463
c)	EXPENSES ON SEMINARS/ WORKSHOPS/TRAININGS	4,665	2,33,241
d)	HOSPITALITY EXPENSES	7,79,572	12,50,209
e)	AUDITORS REMUNERATION	85,000	83,025
f)	PROFESSIONAL CHARGES	27,50,139	20,34,442
g)	ADVERTISEMENT & PUBLICITY	9,88,909	15,81,444
h)	NEWSPAPER & PERIODICALS	62,936	34,855
i)	SALARY & WAGES OF OUTSOURCING STAFF	3,69,63,173	3,22,58,363
j)	CONSUMABLES	9,19,887	14,39,657
k)	OTHER MISC. EXPENSES	4,60,337	10,00,883
l)	ACCREDITATION/ MEMBERSHIP CHARGES	50,000	49,000
	TOTAL	7,02,69,337	7,04,53,266


(Naresh Joshi)
Asst.Registrar (F&A)


(Ram Phal Dwivedi)
Registrar



(Pramod Kumar Jain)
Director




SCHEDULE 17.1 – ADMINISTRATIVE AND GENERAL EXPENSES OF SUBSIDIARY ACCOUNTS


AMOUNT IN ₹

PARTICULARS	CURRENT YEAR (FY 2016-17)					TOTAL CURRENT YEAR	PREVIOUS YEAR (FY 2015- 16)
	Hall 01	Hall 03	Hall 04	Gymkhana	Library		
A INFRASTRUCTURE							
a) ELECTRICITY & POWER	0	0	0	0	0	0	0
b) WATER CHARGES	0	0	0	0	0	0	0
c) INSURANCE	0	0	0	0	0	0	0
d) RENT, RATES & TAXES	0	0	0	0	0	0	0
B COMMUNICATION							
a) POSTAGE & TELEGRAM	0	240	0	0	0	240	0
TELEPHONE AND INTERNET/LEASELINE							
b) CHARGES	0	0	0	0	0	0	0
C OTHER							
a) PRINTING & STATIONARY	4,052	5,900	1,422	2,012	0	13,386	38,796
TRAVELLING AND							
b) CONVEYANCE	1,106	2,183	480	150	0	3,919	6,390
EXPENSES ON SEMINARS/ WORKSHOPS/TRAININGS	0	0	0	0	0	0	0
d) HOSPITALITY EXPENSES	0	8,385	0	19,560	0	27,945	5,240
e) AUDITORS REMUNERATION	0	0	0	0	0	0	0
f) PROFESSIONAL CHARGES	0	0	0	0	0	0	0
g) ADVERTISEMENT & PUBLICITY	0	0	0	0	0	0	0
h) NEWSPAPER & PERIODICALS	19,873	26,070	28,279	0	0	74,222	80,315
i) SALARY & WAGES OF OUTSOURCING STAFF		0	0	0	0	0	4,675
j) CONSUMABLES	29,914	22,604	1,66,159	0	0	2,18,677	2,20,463
k) OTHER MISC. EXPENSES	21,468	30,530	8,670	190	0	60,858	1,17,656
TOTAL	76,413	95,912	2,05,010	21,912	0	3,99,247	4,73,535


(Naresh Joshi)
Asst.Registrar (F&A)


(Ram Phal Dwivedi)
Registrar



(Pramod Kumar Jain)
Director




**PANDIT DWARKA PRASAD MISHRA INDIAN INSTITUTE OF INFORMATION TECHNOLOGY,
DESIGN AND MANUFACTURING, JABALPUR**


SCHEDULE 18 – TRANSPORTATION EXPENSES- PLAN

		AMOUNT IN ₹	
	PARTICULARS	CURRENT YEAR (FY 2016-17)	PREVIOUS YEAR (FY 2015-16)
1	VEHICLES (OWNED BY INSTITUTION)		
	A) RUNNING EXPENSES	5,44,443	3,70,493
	B) REPAIRS & MAINTENANCE	2,14,110	2,82,349
	C) INSURANCE EXPENSES	52,970	46,930
2	VEHICLES TAKEN ON RENT/LEASE		
	A) RENT/LEASE EXPENSES	13,32,094	23,89,179
3	VEHICLE (TAXI) HIRING EXPENSES	0	0
	TOTAL	21,43,617	30,88,951


(Naresh Joshi)
Asst.Registrar (F&A)


(Ram Phal Dwivedi)
Registrar


(Pramod Kumar Jain)
Director



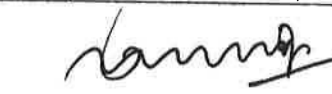
**PANDIT DWARKA PRASAD MISHRA INDIAN INSTITUTE OF INFORMATION TECHNOLOGY, DESIGN
AND MANUFACTURING, JABALPUR**


SCHEDULE 19 – REPAIRS & MAINTENANCE-PLAN

		AMOUNT IN ₹	
	PARTICULARS	CURRENT YEAR (FY 2016-17)	PREVIOUS YEAR (FY 2015-16)
A)	BUILDINGS	7,61,236	10,18,305
B)	FURNITURE & FIXTURES	0	1,205
C)	PLANT & MACHINERY	8,16,002	3,39,181
D)	OFFICE EQUIPMENTS & OTHER EQUIPMENT	5,47,965	1,49,137
E)	COMPUTERS	0	3,500
F)	LABORATORY & SCIENTIFIC EQUIPMENT	0	17,100
G)	AUDIO VISUAL EQUIPMENT	0	0
H)	CLEANING MATERIAL & SERVICES	1,55,330	3,05,651
I)	BOOK BINDING CHARGES	0	0
J)	GARDENING (HORTICULTURE) EXPENSES	7,81,893	11,12,630
K)	ESTATE MAINTENANCE	0	0
L)	DG SET	8,29,148	6,46,515
M)	WATER PURIFIER	10,568	1,66,775
	TOTAL	39,02,142	37,59,999


(Naresh Joshi)
Asst.Registrar (F&A)


(Ram Phal Dwivedi)
Registrar



(Pramod Kumar Jain)
Director





**PANDIT DWARKA PRASAD MISHRA INDIAN INSTITUTE OF INFORMATION TECHNOLOGY, DESIGN AND
MANUFACTURING, JABALPUR**


SCHEDULE 19.1 – REPAIRS & MAINTENANCE OF SUBSIDIARY ACCOUNTS

							AMOUNT IN ₹	
	PARTICULARS	CURRENT YEAR (FY 2016-17)					TOTAL CURRENT YEAR	PREVIOUS YEAR (FY 2015-16)
		Hall 01	Hall 03	Hall 04	Gymkhana	Library		
A)	BUILDINGS	1,05,199	1,24,289	14,910	0	0	2,44,398	1,66,851
B)	FURNITURE & FIXTURES	0	0	0	0	0		
C)	PLANT & MACHINERY	72,934	3,523	0	0	0	76,457	6,041
D)	OFFICE EQUIPMENTS	21,080	240	36,132	0	0	57,452	18,845
E)	COMPUTERS	0	0	0	0	0	0	0
F)	LABORATORY & SCIENTIFIC EQUIPMENT	0	0	0	0	0	0	0
G)	AUDIO VISUAL EQUIPMENT	0	0	0	0	0	0	0
H)	CLEANING MATERIAL & SERVICES(HOUSE KEEPING)	65,528	95,760	56,643	0	0	2,17,931	2,00,684
I)	BOOK BINDING CHARGES	0	0	0	0	0	0	0
J)	GARDENING (HORTICULTURE) EXPENSES	14,476	1,12,081	23,410	0	0	1,49,967	63,192
K)	ESTATE MAINTENANCE	0	0	0	0	0	0	0
L)	WATER PURIFIER	0	0	6,320	0	0	6,320	0
	TOTAL	2,79,217	3,35,893	1,37,415	0	0	7,52,525	4,55,613


(Naresh Joshi)
Asst.Registrar (F&A)


(Ram Phal Dwivedi)
Registrar


(Pramod Kumar Jain)
Director




**PANDIT DWARKA PRASAD MISHRA INDIAN INSTITUTE OF INFORMATION TECHNOLOGY,
DESIGN AND MANUFACTURING, JABALPUR**

SCHEDULE 20 – FINANCE COSTS

AMOUNT IN ₹

	PARTICULARS	CURRENT YEAR (FY 2016-17)	PREVIOUS YEAR (FY 2015-16)
A)	BANK CHARGES	55,589	11,928
B)	OTHERS (SPECIFY)	0	0
	TOTAL	55,589	11,928


(Naresh Joshi)
Asst.Registrar (F&A)


(Ram Phal Dwivedi)
Registrar


(Pramod Kumar Jain)
Director




**PANDIT DWARKA PRASAD MISHRA INDIAN INSTITUTE OF INFORMATION TECHNOLOGY,
DESIGN AND MANUFACTURING, JABALPUR**

SCHEDULE 20.1 – FINANCE COSTS OF SUBSIDIARY ACCOUNTS

AMOUNT IN ₹

	PARTICULARS	CURRENT YEAR (FY 2016-17)					TOTAL CURRENT YEAR	PREVIOUS YEAR (FY 2015- 16)
		Hall 01	Hall 03	Hall 04	Gymkhana	Library		
A)	BANK CHARGES	280	120	160	200	0	760	498
B)	OTHERS (SPECIFY)	0	0	0	0	0	0	0
	TOTAL	280	120	160	200	0	760	498


(Naresh Joshi)
Asst.Registrar (F&A)


(Ram Phal Dwivedi)
Registrar


(Pramod Kumar Jain)
Director



**PANDIT DWARKA PRASAD MISHRA INDIAN INSTITUTE OF INFORMATION TECHNOLOGY,
DESIGN AND MANUFACTURING, JABALPUR**

SCHEDULE 21 – OTHER EXPENSES

AMOUNT IN ₹

	PARTICULARS	CURRENT YEAR (FY 2016-17)	PREVIOUS YEAR (FY 2015-16)
A)	PROVISION FOR BAD AND DOUBTFUL DEBTS/ADVANCES	0	0
B)	IRRECOVERABLE BALANCES WRITTEN-OFF	0	0
C)	GRANTS/SUBSIDIES TO OTHER INSTITUTIONS/ORGANIZATIONS	0	0
D)	OTHERS (SPECIFY)	0	0
	TOTAL	0	0

(Signature)

(Naresh Joshi)
Asst.Registrar (F&A)

(Signature)

(Ram Phal Dwivedi)
Registrar

(Signature)

(Pramod Kumar Jain)
Director

(Signature)



**PANDIT DWARKA PRASAD MISHRA INDIAN INSTITUTE OF INFORMATION TECHNOLOGY,
DESIGN AND MANUFACTURING, JABALPUR**

SCHEDULE 22 – PRIOR PERIOD EXPENSES


AMOUNT IN ₹

	PARTICULARS	CURRENT YEAR (FY 2016-17)	PREVIOUS YEAR (FY 2015-16)
A)	ESTABLISHMENT EXPENSES	0	0
B)	ACADEMIC EXPENSES	0	0
C)	ADMINISTRATIVE AND GENERAL EXPENSES	0	0
D)	TRANSPORTATION EXPENSES	0	0
E)	REPAIRS & MAINTENANCE	0	0
F)	FINANCE COSTS	0	0
G)	DEPRECIATION	18,16,560	0
H)	OTHER EXPENSES	4,89,733	1,04,960
	TOTAL	23,06,293	1,04,960


(Naresh Joshi)
Asst.Registrar (F&A)


(Ram Phal Dwivedi)
Registrar



(Pramod Kumar Jain)
Director

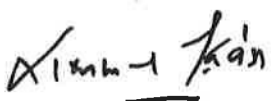



**PANDIT DWARKA PRASAD MISHRA INDIAN INSTITUTE OF INFORMATION TECHNOLOGY, DESIGN AND
MANUFACTURING, JABALPUR**


SCHEDULE 22.1 – PRIOR PERIOD EXPENSES OF SUBSIDIARY ACCOUNTS

							AMOUNT IN ₹	
	PARTICULARS	CURRENT YEAR (FY 2016-17)					TOTAL CURRENT YEAR	PREVIOUS YEAR (FY 2015-16)
		Hall 01	Hall 03	Hall 04	Gymkhana	Library		
A)	ESTABLISHMENT EXPENSES	0	0	0	0	0	0	0
B)	ACADEMIC EXPENSES	0	0	0	0	0	0	0
C)	ADMINISTRATIVE AND GENERALEXPENSES	0	0	0	0	0	0	0
D)	TRANSPORTATION EXPENSES	0	0	0	0	0	0	0
E)	REPAIRS & MAINTENANCE	0	0	0	0	0	0	0
F)	FINANCE COSTS	0	0	0	0	0	0	0
G)	DEPRECIATION	0	0	0	0	0	0	0
H)	OTHER EXPENSES	0	0	0	0	0	0	0
	TOTAL	0	0	0	0	0	0	0


(Naresh Joshi)
Asst.Registrar (F&A)


(Ram Phal Dwivedi)
Registrar


(Pramod Kumar Jain)
Director



**PANDIT DWARKA PRASAD MISHRA
INDIAN INSTITUTE OF INFORMATION TECHNOLOGY,
DESIGN & MANUFACTURING JABALPUR**

SCHEDULE FORMING PART OF THE ACCOUNTS
FOR THE YEAR ENDED 31ST MARCH 2017

SCHEDULE: 23

SIGNIFICANT ACCOUNTING POLICIES

1. BASIS FOR PREPARATION OF ACCOUNTS

The accounts are prepared under the Historical Cost Convention unless otherwise stated and generally on the Accrual method of accounting.

2. REVENUE RECOGNITION

2.1 Sale of Admission Forms, Royalty and Interest on Saving Bank account are accounted on cash basis. Tuition Fees collected separately for each semester is accounted on accrual basis.

2.2 Income from Land, Building and Other Property and Interest on Investment are accounted on accrual basis.

3. FIXED ASSETS AND DEPRECIATION

3.1 Fixed assets are stated at cost of acquisition including inward freight, duties and taxes and incidental and direct expenses related to acquisition, installation and commissioning.

3.2 Gifted/ Donated assets are valued at the declared value where available; if not available, the value is estimated based on the present market value adjusted with reference to the physical condition of the asset. They are set-up by credit to Capital Fund and merged with the Fixed Assets of the Institution. Depreciation is charged at the rates applicable to the respective assets.

3.3 Books received as gifts, are valued at selling prices on the books. Where they are not printed, the value is based on assessment.

3.4 Fixed assets are valued at cost less accumulated depreciation. Depreciation on fixed assets is provided on Straight Line Method, at the followings rates.

3.5 Laptop, mobile phones and other electronics devices issued to any individual may be retained by him/her as per decision of Board of Governors, BOG/31/11, on depreciated value or minimum value as decided by the Institute. Fixed Asset and/ or Corpus would be affected accordingly.

Tangible Assets:

1. Land	0%
2. Site Development	0%
3. Building	2%
4. Roads & Bridges	2%
5. Tube wells & Water Supply	2%
6. Sewerage & Drainage	2%
7. Electrical Installation and equipment	5%
8. Plant & Machinery	5%
9. Scientific & Laboratory Equipment	8%
10. Office Equipment	7.5%
11. Audio Visual Equipment	7.5%
12. Computers & Peripherals	20%
13. Furniture, Fixture & Fittings	7.5%
14. Vehicles	10%
15. Lib. Books & Scientific Journals	10%

Intangible Assets (amortization):

1. E-Journals	40%
2. Computer Software	40%
3. Patent and Copyrights	9 year

3.6 Depreciation is provided for the whole year on additions during the year.

3.7 Where an asset is fully depreciated, it will be carried at a residual value of Re.1 in Balance Sheet and will not be further depreciated. Thereafter, depreciation is calculated on the additions of each year separately at the rate of depreciation applicable for that asset head.

3.8 Assets created out of Earmarked Funds and funds of Sponsored Projects, where the ownership of such assets vests in the Institute, are setup by credit to Capital Fund merged with the Fixed Assets of the Institution. Depreciation is charged at the rate applicable to the respective assets. Assets created out of Sponsored Project funds, where the ownership is retained by the sponsors but held and used by the Institution are separately disclosed in the Notes on Accounts.

3.9 Minor items such as computer parts or electronic devices, where the ownership of such assets vests in the Institute or Grantor Organization would be created/ purchased out of Earmarked Funds and/ or funds of Sponsored Projects according to heads of expenditure according to proposal or approval of the project.

3.10 Assets, the individual value of each of which is Rs 2,000 or less (except Library Books) are treated as Small Value Assets, 100% depreciation is provided in respect of such assets at the time of their acquisition. However physical accounting and control are continued by the holders of such assets.

4. INTANGIBLE ASSETS:

Patents and copy rights, E-Journals and Computer Software are grouped under Intangible Assets.

4.1 **PATENTS:** The expenditure incurred from time to time (application fee, legal expenses etc.) for obtaining Patents is temporarily capitalized and shown as part of Intangible Assets in the Balance Sheet. If applications for patents are rejected, the cumulative expenditure incurred on the particular patent is written off to the Income & Expenditure Account in the year the application is rejected. The expenditure on Patents granted is written off over a life of 9 years on a conservative basis. Depreciation will be charged from year of registration of patent.

4.2 Electronic Journals (E-Journals) are separated from Library Books in view of the limited benefit that could be derived from the on-line access provided. E-journals are not in a tangible form, but temporarily capitalized and in view of the magnitude of expenditure and the benefit derived in terms of perpetual knowledge acquired by the Academic and Research staff; Depreciation is provided in respect of E-journals at a higher rate of 40% as against depreciation of 10% provided in respect of Library Books.

4.3 Expenditure on acquisition of software has been separated from computers and peripherals, as apart from being intangible assets, the rate of obsolescence in respect of these is very high. Depreciation is provided in respect of software at a higher rate of 40% as against depreciation of 20% provided in respect of Computers & Peripherals.

5 STOCKS: Expenditure on purchases of chemicals, glassware, publications and other stores is accounted as revenue expenditure, except that the value of closing stocks held on 31st March is set up as inventories by reducing the corresponding Revenue Expenditure on the basis of information obtained from Departments. They are valued at cost.

6 RETIREMENT BENEFITS

Retirement benefits i.e. gratuity and leave encashment are provided on the basis of actuarial valuation. Capitalized Value of leave encashment and gratuity received from previous employers of the Institution's employees, who have been absorbed in the Institution, is credited to the respective Provision Accounts. The Actual payments of Gratuity and Leave encashment are debited in the Accounts to the respective provisions. Other retirement benefits viz. Deposit Linked Insurance, Contribution to New Pension Scheme, Medical reimbursement to retired employees and Travel to Home Town on retirement are accounted on accrual basis (actual payments plus outstanding bills at the end of the year.)

7 INVESTMENTS

7.1 Long term investments are carried at their cost or face value whichever is lower. However any permanent diminution in their value as on the date of the Balance Sheet is provided for.

7.2 Short Term investments are carried at their cost or market value (if quoted) whichever is lower.

8 EARMARKED/ENDOWMENT FUNDS

The following long terms funds are earmarked for specific purposes. Some of the funds have a separate bank account. Those with large balance also have investments in Term Deposits with Banks. The income from investments and interest on savings Bank Accounts are credited to the respective Funds. The expenditures are debited to the fund. The assets created out of Earmarked funds where the ownership Vests in the Institution, are merged with the assets of the Institution by crediting an equal amount to the Capital Fund. The balance in the respective funds is carried forward and is represented on the assets side by the balance at Bank, Investments and accrued interest.

- 8.1 **CORPUS FUND** was established in 2013 as per decision taken in 25th meeting of BOG dt. 11.10.2013. Institution's share of Consultancy fees and contributions from Research Projects are treated as additions to Corpus Fund.

Income from investments of the fund is added to the Fund. The Corpus Fund is utilized for both Revenue and Capital expenditure based on the guidelines by the BOG of the Institution from time to time. The assets created out of the Corpus Fund are/ will be merged with the assets of the Institution by crediting an equal amount to the Capital Fund. The balance in the Corpus Fund which is carried forward is represented by the balance in separate ledger.

- 8.2 Endowments are funds received from various individual donors, Trusts and other organizations, for establishing Chairs and for Medals & Prizes, as specified by the Donors. While each of the Endowment funds has its own investment there is one savings Bank Account for all the Endowment funds, as the un-invested balances against them are negligible.

The income from investment of each Endowment Fund is added to the Fund. The interest on Savings Bank a/c is allocated to all the Endowment funds in the ratio of balances in each fund. The expenditure on Medals & Prizes is met from the interest earned on investment of the respective Endowment Funds and the balance is carried forward. In respect of Chairs, however, the corpus of the Endowment is also used.

The balances are represented by balance in the Savings Bank Account common for all Endowments.

9 GOVERNMENT GRANTS

- 9.1 Government Grants are accounted on realization basis. However, where a sanction for release of grant pertaining to the financial year is received before 31st March and the grant is actually received in the next financial year, the grant is accounted on accrual basis and an equal amount is shown as recoverable from the Grantor.

- 9.2 To the extent utilized towards capital expenditure, (on accrual basis) grants are transferred to the Capital Fund.

- 9.3 Government grants for meeting Revenue Expenditure (on accrual basis) are treated, to the extent utilized, as income of the year.



9.4 Unutilized grants (including advances paid out of such grants) are carried forward and exhibited as a liability in the Balance Sheet.

10. INVESTMENTS OF EARMARKED FUNDS AND INTEREST INCOME ON SUCH INVESTMENTS:

Interest received, interest accrued and due and interest accrued but not due on such investments are added to the respective funds and not treated as income of the Institution.


11. SPONSORED PROJECTS:


11.1 In respect of ongoing Sponsored Projects, the amounts received from sponsor are credited to the head "Current Liabilities and Provisions- Current Liabilities- Other Liabilities- Receipts against ongoing sponsored projects." As and when expenditure is incurred/ advances are paid against such projects, or the concerned project account is debited with allocated overhead charges, the liability account is debited.


11.2 The Institution itself also awards Fellowships and Scholarships, which are accounted as Academic expenses.

12. INCOME TAX:

The income of the Institution is exempt from Income Tax under Section 10 (23c) of the Income Tax Act. No provision for tax is therefore made in the accounts.


(Narash Joshi)
Asst. Registrar (F& A)


(Ram Phal Dwivedi)
Registrar


(Pramod Kumar Jain)
Director



**PANDIT DWARKA PRASAD MISHRA
INDIAN INSTITUTE OF INFORMATION TECHNOLOGY,
DESIGN & MANUFACTURING JABALPUR**

**SCHEDULE FORMING PART OF THE ACCOUNTS
FOR THE YEAR ENDED 31ST MARCH' 2017**

SCHEDULE: 24

CONTINGENT LIABILITIES AND NOTES TO ACCOUNTS

1. CONTINGENT LIABILITIES:

1.1 As on 31.03.2017 Court cases filed against the Institution, by former/present employees, tenants and contractors and arbitration cases with contractors, were pending for decisions. The suits filed by employees were establishment related viz. promotions, increments, pay-scale, termination etc. The quantum of the claims is not ascertainable. The claim in the arbitration cases (two cases) awarded by the arbitrator in previous year is Rs 42,64,478/-. Appeals have been made in District Civil Court against the order of the arbitrator.

1.2 Letters of credit established by the bank on behalf of the Institution and outstanding as on 31.03.2017 is Rs Nil (Previous Year Rs Nil).

1.3 The ITO (TDS-II) Jabalpur has raised the demand for the F.Y 2009-10, 2010-11 and 2011-12 and gave a demand notice of Rs. 1,04,16,528/-. Appeal was filed before CIT (Appeal) Jabalpur and same has been decided by accepting Institute's appeal on Scholarship matter and further remaining demand of Rs. 43, 83, 368 was raised by ITO (TDS) on 24-12-2014 for lease line connection and subscription of online journals. Institute had filed the appeals with Income Tax Appellate Tribunal Jabalpur for stay on demand as well as challenging the decision of the CIT (Appeal) Jabalpur. Stay has been awarded on 04.04.2016. Against which the Institute has deposited an amount of Rs. 21,98,684/- in previous year on demand of ITO (TDS-II) Jabalpur. This amount is kept as current assets in accounts.

2. CAPITAL COMMITMENTS:

The Value of contracts remaining to be executed on Capital Account and not provided for (Net of Advances) amounted to Rs Nil as on 31.03.2017 (Previous Year Rs Nil).



3. FIXED ASSETS:

3.1 During the year additions in to the Fixed Assets in Schedule 04 include Assets purchased out of Plan Funds (Rs. 0.99 Crores), Earmarked Funds (Rs 0.32 Crore) and other assets of the value of Rs. Nil gifted to the Institution .The Assets have been set up by credit to Corpus/Capital Fund.

3.2 In the Balance Sheet as on 31.03.2017 and the Balance Sheets of earlier years, Fixed Assets have been created from the Plan funds. The additions during the years from plan funds (including assets created from professional development fund), from earmarked/endowment funds and from subsidiary accounts and the depreciation on those additions respectively have been exhibited distinctly in Sub schedules A, B C and D to the main Schedule of Fixed Assets (Schedule 4)

3.3 Depreciation on fixed assets is provided on Straight line method, Assets purchased on or before 30th Sep 2016 deprecation is charged for full year and Assets purchase after 30th Sep 2016 deprecation is charged half yearly basis.

4. GOVERNMENT GRANTS/ SUBSIDIES

4.1 Government grants/ subsidies are accounted on realization basis.

4.2 Rs 22.00 Crore (Rs.13.07 Crore for Salary (Plan) and Rs 8.93 Crore for General Expenses) was sanctioned as Grant- in- Aid during the F.Y. 2016-17 by MHRD, Govt. of India and Rs. 2.00 Crore was unspent amount of last F.Y. A total of Rs. 24.00 Crore was available for expenditure during the financial year. Out of total available amount, Rs.26.64 Crore (Salary- Rs.11.48 Crore, General Expenses – Rs. 15.01 Crore, Capital Assets Rs. 0.41 Crore), utilized as per the sanction terms and the unspent amount is shown as liabilities under the schedule-03 of Current liabilities and loan has been taken from corpus to meet out short of Grant-in-Aid and a loan of Rs. 0.27 Crore was repaid during the current FY.

4.3 Rs. 21,49,838/- was the grant received in the FY 2016-17 towards the Central Sector Scholarship Scheme for Top Class education of SC/ST Students and unspent balance of Rs.8,75,047/- from last year. Out of grant available, Rs. 23,14,908/- has been utilized during the year. Unspent Balance Rs. 7,09,977/- will be utilized in next financial year.

4.4 Utilization of Grant for General, Scheduled Caste and Scheduled Tribe Category has been divided in the same proportion as grant in aid received and shown accordingly in Utilization Certificates.

5 INSTITUTE INTERNAL CORPUS FUND

Institute has created Internal own corpus fund from internal income generated from own resources as per BOG Approval.



6 INSTITUTION'S CAPACITY AND CAPABILITY

	Particular	Data
i)	No. of students	1359
ii)	Number of teachers	49
iii)	Salary structure of teachers	15600-39100 AGP 6000 15600-39100 AGP 7000 15600-39100 AGP 8000 37400-67000 AGP 9000 37400-67000 AGP 9500 37400-67000 AGP 10000 37400-67000 AGP 10500

7. STUDENTS FEE ACCOUNT

Fee received during December 2016-January 2017 for the Semester January-June'2017 is accounted for on accrual basis. Hence, Rs. 2,07,74,600/- being fee for the F.Y. 2017-18 is shown as Current Liability under Schedule 3.

8. DEPOSIT LIABILITIES

The amount outstanding as Earnest Money Deposit & Security Deposits of Rs.. 88.71 Lakh towards unclaimed deposits.

9. EXPENDITURE IN FOREIGN CURRENCY

- a. Travel
- b. Honorarium etc.
- c. Others

10. CURRENT ASSETS, LOANS, ADVANCES AND DEPOSITS

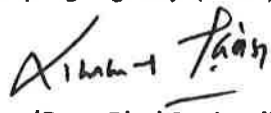
In the opinion of the Management, the Current Assets, Loans, Advances and Deposits have a value on realization in the ordinary course equal at least to the aggregate amount shown in the balance Sheet.


11. MISCELLANEOUS


- (i) The figures of corresponding previous year have been re-grouped /re-arranged wherever it was necessary to make them comparable.
- (ii) The provision of Audit Fee has been made.
- (iii) The interest received from Bank on Earmarked funds has been credited to the respective Earmarked fund account.
- (iv) Construction work Building/Road/Others has been shifted from capital work in progress to Fixed Assets in schedule-7 and depreciation has been charged from the date of completion of work. Some Construction works were completed before this financial year as per completion certificate. The Depreciation effect has been taken from the date of completion of assets and shown under prior period adjustment.
- (v) Following subsidiary accounts have been incorporated in the Institute main account:
 - a) Hall Management Account of Hall of Residence -1
 - b) Hall Management Account of Hall of Residence -03
 - c) Hall Management Account of Hall of Residence -04
 - d) Student Benefit Account (Gymkhana Account)
 - e) Library Account
 - f) EL & ICT Account
 - g) Start Up Account
- (vi) Capital Assets have been created out of Project Fund, Professional Development Fund, Hall Management Accounts and Student Benefit Accounts.
- (vii) Schedules 1 to 24 are annexed to and form an integral part of the Balance Sheet as on 31-3-2017 and Income and Expenditure Account for the year ended on that date.

12. As the New Pension Scheme Account is owned by the members of those funds and not by the Institution, this account is not the part of institution's Accounts. A Receipts & Payments Account, Income & Expenditure Account (On Accrual basis) and a Balance Sheet of the New Pension scheme for the financial year 2016-17 have been attached, to the Institution's Accounts. A large portion of the New Pension Scheme funds (Rs. 7.17 Crores) in respect of employees who have been allotted PRA numbers has been transferred up to March 2017 to National Securities Depository Limited (NSDL) – Central Record keeping Agency (CRA).


(Naresh Joshi)
Asst. Registrar (F& A)


(Ram Phal Dwivedi)
Registrar


(Pramod Kumar Jain)
Director



PANDIT DWARKA PRASAD MISHRA INDIAN INSTITUTE OF INFORMATION TECHNOLOGY, DESIGN AND MANUFACTURING, JABALPUR
RECEIPTS & PAYMENT ACCOUNT
FOR THE FINANCIAL YEAR 2016-2017


S.No.	RECEIPTS	CURRENT YEAR (FY 2016-17)	PREVIOUS YEAR (FY 2015-16)	S.No.	PAYMENTS	CURRENT YEAR (FY 2016-17)	PREVIOUS YEAR (FY 2015-16)
I	OPENING BALANCES			I	EXPENSES		
A)	CASH BALANCE	0	0	A)	STAFF PAYMENTS & BENEFITS	45,77,966	9,96,54,975
B)	BANK BALANCES			B)	ACADEMIC EXPENSES	5,99,67,993	6,44,39,585
i)	CANARA BANK GRANT A/C	4,91,865	4,72,765	C)	ADMINISTRATIVE AND GENERAL EXPENSES	3,01,19,259	6,77,04,613
ii)	SBI GRANT A/C	6,72,578	5,37,468	D)	TRANSPORTATION EXPENSES	8,24,134	30,88,951
iii)	ALLAHABAD BANK STUDENT FEE A/C	2,94,76,978	6,47,92,920	E)	REPAIRS & MAINTENANCE	24,55,187	42,15,667
iv)	SBI PROJECT A/C	0	6,387	F)	FINANCE COSTS	56,343	12,426
v)	SBI STUDENT FEE A/C	0	35,86,383				
vi)	ALLAHABAD BANK GRANT CURRENT ACCOUNT	24,45,747	17,15,78,320				
vii)	ALLAHABAD GRANT SAVING BANK A/C	24,52,63,021	0	II	EARMARKED/ENDOWMENT FUNDS	59,65,038	0
viii)	PROJECT A/C	0	0	III	PAYMENTS AGAINST SPONSORED PROJECTS/SCHEMES	42,46,878	10,30,87,755
a)	ALLAHABAD PROJECT A/C	1,49,34,102	1,04,28,886	IV	PAYMENTS AGAINST SPONSORED FELLOWSHIPS AND SCHOLARSHIPS	0	0
b)	E&ICT ACADEMY A/C	46,96,416	0	A)	CENTRAL SECTOR SCHOLARSHIP	23,14,908	11,64,093
c)	STARTUP A/C	0	0	B)	EXTERNAL SCHOLARSHIP	3,05,020	3,07,350
ix)	SUBSIDIARY BANK ACCOUNTS			V	INVESTMENTS AND DEPOSITS MADE OUT OF EARMARKED/ENDOWMENTS		
a)	HALL 01	31,59,810	52,59,309	A)	FUNDS	0	0
b)	HALL 03	76,34,787	78,01,519	B)	OUT OF OWN FUNDS (INVESTMENTS- OTHERS)	0	0
c)	HALL 04	38,47,037	24,73,772	VI	TERM DEPOSITS WITH SCHEDULED BANKS		
d)	GYMKHANA	24,55,452	40,49,303	A)	INVESTMENTS AND DEPOSITS MADE	25,16,14,369	25,60,40,384
e)	LIABRARY	2,95,420	2,49,969	B)	INVESTMENTS AND DEPOSITS MADE (SUBSIDIARY ACCOUNTS)	0	1,05,00,000
f)	SBI-CPF/NEW PENSION A/C	0	8,70,455	VII	EXPENDITURE ON FIXED ASSETS & CAPITAL WORK-IN-PROGRESS		
II	GRANTS RECEIVED			A)	PURCHASE OF FIXED ASSETS	21,08,960	3,30,52,052
FROM GOVT. OF INDIA (MHRD) (PLAN)-				B)	EXPENDITURE ON CAPITAL WORK-IN-PROGRESS	0	37,61,725
A) GENERAL		8,93,60,000	11,14,50,000	VIII	OTHER PAYMENTS INCLUDING STATUTORY PAYMENTS		
FROM GOVT. OF INDIA (MHRD) (PLAN) - FOR				A)	ASSOCIATION FEE (OTHER INSTITUTION)	0	40
CREATION OF CAPITAL ASSETS		0	17,00,00,000				
C)	FROM GOVT. OF INDIA (MHRD) (PLAN)- SALARY	13,06,74,930	7,85,50,000	B)	GIS (OTHER INSTITUTES)	7,200	7,260
III	ACADEMIC FEE			C)	GPf (OTHER INSTITUTES)	9,60,000	2,95,548
A)	ACADEMIC FEES	6,25,80,784	4,53,57,598	D)	GSLIS	2,12,510	2,77,028
B)	ADVANCE FEES RECEIVED	2,07,74,600	1,50,04,780	E)	PROFESSIONAL TAX PAID	2,76,896	2,81,676
C)	STUDENT CAUTION MONEY	3,000	15,90,235	F)	WCT PAID	36,407	96,893
D)	ALUMNI ASSOCIATION SUB.	0	3,27,000	G)	LABOUR WELFARE CESS	18,204	48,035
E)	STUDENT WELFARE FUND	0	4,36,000	H)	NEW PENSION CONT.	1,53,22,952	1,51,36,485

PANDIT DWARKA PRASAD MISHRA INDIAN INSTITUTE OF INFORMATION TECHNOLOGY, DESIGN AND MANUFACTURING, JABALPUR
RECEIPTS & PAYMENT ACCOUNT
FOR THE FINANCIAL YEAR 2016-2017

S.No.	RECEIPTS	CURRENT YEAR (FY 2016-17)	PREVIOUS YEAR (FY 2015-16)	S.No.	PAYMENTS	CURRENT YEAR (FY 2016-17)	PREVIOUS YEAR (FY 2015-16)
F)	EXCESS DEPOSIT FEE	28,176	1,85,22,103	I)	TDS PAID	1,25,78,929	1,04,27,322
G)	HALL MANAGEMENT ACCOUNT	42,902	57,58,500	J)	VAT PAID	6,67,127	9,51,793
H)	STUDENT BENEFIT ACCOUNT	0	34,08,750	K)	FLAG DAY CONTRIBUTION	0	16,400
	RECEIPTS AGAINST EARMARKED/ENDOWMENT						
IV	FUNDS	3,27,17,438	0	L)	SERVICE TAX	98,205	1,57,403
	RECEIPTS AGAINST SPONSORED						
V	PROJECTS/SCHEMES	10,32,191	10,50,94,849	IX	REFUNDS OF GRANTS	0	0
	RECEIPTS AGAINST SPONSORED						
VI	FELLOWSHIPS AND SCHOLARSHIPS			X	DEPOSITS & ADVANCES		
A)	CENTRAL SECTOR SCHOLARSHIP RECEIVED	21,49,838	15,42,840	A)	CPWD, BHOPAL	0	11,78,29,675
B)	EXTERNAL SCHOLARSHIP	2,22,200	4,74,970	B)	DGS&D	6,000	26,31,238
				C)	ADVANCE TO ROBOCON	25,116	1,00,000
VII	INCOME ON INVESTMENTS FROM			D)	ADVANCE FOR EXP STAFF & OTHER	1,25,79,477	0
	EARMARKED/ENDOWMENT FUNDS (E&ICT)						
A)	ACADEMY	37,75,228	0	E)	DEW 2016	3,00,000	0
B)	OTHER INVESTMENTS	14,49,293	1,32,01,245	F)	STARTUP	1,90,000	0
C)	OTHER INVESTMENTS (SUBSIDIARY						
ACCOUNTS)		44,589	1,41,398	G)	ADVANCE TO NICSI	0	54,93,094
VIII	INTEREST RECEIVED			H)	SECURITY DEPOSIT	0	1,53,476
A)	INTEREST RECEIVED	40,50,644	23,88,375	I)	EMD AND PBG	46,44,568	28,30,469
B)	INTEREST RECEIVED (SUBSIDIARY ACCOUNTS)	6,42,069	4,43,545	J)	SECURITY DEPOSIT-MPPKVCL	0	28,32,000
IX	INVESTMENTS ENCASHED						
	TERM DEPOSITS WITH SCHEDULED BANKS			K)	ADVANCE TO DAVP	0	35,712
X	ENCASHED			L)	ADVANCE TO OPTIMIZATION WORKSHOP	0	1,00,000
	INVESTMENTS AND DEPOSITS MATURED						
A)	INSTITUTE	3,00,00,000	25,60,40,384	M)	ADVANCE TO TFR	0	7,50,000
B)	ACADEMY	90,00,000	2,00,000	N)	ADVANCE TO INNOVATION PROJECT	22,68,805	1,89,000
	OTHER INCOME (INCLUDING PRIOR PERIOD						
INCOME)				XI	OTHER PAYMENT		
A)	OTHER INCOMES	48,02,220	45,94,368	A)	HALL MANAGEMENT ACCOUNT	17,00,262	57,25,548
				B)	STUDENT BENEFIT ACCOUNT	16,94,600	33,76,650
XII	DEPOSITS AND ADVANCES			C)	STUDENT CAUTION MONEY	11,96,000	21,04,000
A)	SECURITY DEPOSIT	8,25,000	1,34,179	D)	EXCESS DEPOSIT FEE PAID	1,47,99,072	1,10,33,122
B)	EMD AND PBG	40,86,347	51,83,653	E)	ALUMNI ASSOCIATION SUB PAID	0	3,50,750
C)	ADVANCE TO CSAB 2013	0	0	F)	STUDENT WELFARE FUND	0	1,000

PANDIT DWARKA PRASAD MISHRA INDIAN INSTITUTE OF INFORMATION TECHNOLOGY, DESIGN AND MANUFACTURING, JABALPUR
RECEIPTS & PAYMENT ACCOUNT
FOR THE FINANCIAL YEAR 2016-2017

S.No.	RECEIPTS	CURRENT YEAR (FY 2016-17)	PREVIOUS YEAR (FY 2015-16)	S.No.	PAYMENTS	CURRENT YEAR (FY 2016-17)	PREVIOUS YEAR (FY 2015-16)
D)	SECURITY DEPOSIT-MPPKVVCL (CONTRACTORS)	0	8,63,409	G)	INCOME TAX PAID	0	21,91,684
E)	REFUND BY DGS&D	7,31,695	13,10,664	H)	ONLINE EXAM VYAPAM	0	18,000
F)	RECEIPTS FROM AMEC/NWSG WORKSHOP		66,243	I)	OTHER EXPENSES	1,47,328	0
G)	ADVANCE FROM INNOVATION PROJECT	2,87,027	2,89,000	J)	PROVISIONS PAID	7,30,88,419	0
H)	ADVANCE FROM EXPENSES OF STAFF & OTHER	31,21,019	0	K)	CREDITORS PAID	5,89,79,294	0
	MISCELLANEOUS RECEIPTS INCLUDING						
	STATUTORY RECEIPTS						
A)	ASSOCIATION FEE (OTHER INSTITUTION)	0	40	XII	CLOSING BALANCES		
B)	GIS (OTHER INSTITUTES)	0	7,260	A)	CASH BALANCE	0	0
C)	GPF (OTHER INSTITUTES)	0	2,71,548	B)	BANK BALANCE		
D)	GSLIS	0	2,96,596	I)	CANARA BANK GRANT A/C	0	4,91,865
E)	PROFESSIONAL TAX	0	2,81,676	II)	SBI GRANT A/C	3,48,231	6,72,578
F)	WCT	8,039	96,893	III)	SBI STUDENT FEE A/C	0	0
G)	LABOUR WELFARE CESS	4,020	48,035	IV)	SBI PROJECT A/C	0	0
H)	NEW PENSION CONT.	0	1,42,96,414	V)	ALLAHABAD BANK STUDENT FEE A/C	3,74,18,166	2,94,76,978
I)	TDS RECOVERED	12,65,906	1,04,27,322	VI)	ALLAHABAD BANK GRANT CURRENT A/C	3,45,60,748	24,45,747
J)	VAT RECOVERED	4,80,986	9,51,793	VII)	PROJECT A/C		
K)	FLAG DAY CONTRIBUTION	0	11,150	a)	ALLAHABAD PROJECT A/C	3,60,53,290	1,49,34,102
L)	SERVICE TAX	40,472	1,57,403	b)	E&ICT ACADEMY A/C	1,18,99,817	0
XIV	ANY OTHER RECEIPTS			c)	STARTUP A/C	4,17,918	0
A)	NPS INTEREST & OTHER	9,22,720	18,000	VIII)	ALLAHABAD GRANT SAVING BANK A/C	3,55,23,112	24,52,63,021
B)	OTHER RECEIPTS	19,92,938	0	IX)	SBI TICKET A/C	1,84,351	0
C)	RECEIVABLE TO STUDENT	1,44,12,450	0	X)	SUBSIDIARY BANK ACCOUNTS		
D)	A/C RECEIVABLE	50,02,058	0	a)	HALL 01	27,81,110	31,59,810
E)	RECEIVED AGAINST PAYMENT OF COMPUTER	11,17,673	0	b)	HALL 03	72,01,125	76,32,787
F)	PROJECT CONSULTANCY PAYABLE	18,800	0	c)	HALL 04	35,97,775	38,47,037
				d)	GYMKHANA	31,50,526	24,55,452
				e)	LIABRARY	3,67,599	2,95,419
				f)	SBI-CPF NEW PENSION A/C	0	0
				XIII	ANY OTHER PAYMENTS		
				a)	FEE RECEIVABLE STUDENT	1,37,500	0
				b)	INTEREST ON PROJECT A/C PAID	1,05,227	0
				c)	EXPENSES PAYABLE	29,60,546	0
	TOTAL	74,30,40,466	114,13,45,674		TOTAL	74,30,40,466	114,31,45,674



(Nareesh Joshi)
Asst. Registrar (F&A)


(Ram Phal Dwivedi)
Registrar

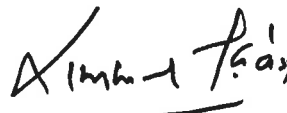
(Pramod Kumar Jain)
Director


**PANDIT DWARKA PRASAD MISHRA INDIAN INSTITUTE OF INFORMATION TECHNOLOGY,
DESIGN AND MANUFACTURING, JABALPUR
NPS TIER-I ACCOUNT
BALANCE SHEET AS AT MARCH 31, 2017**

AMOUNT IN ₹

LIABILITIES	AMOUNT	ASSETS	AMOUNT
NPS TIER-I ACCOUNT		NPS TIER-I ACCOUNT	
OPENING BALANCE	12,86,454		
		EMPLOYEE SUBSCRIPTION 2016- 17 (RECEIVABLE)	0
LESS:		INSTITUTE CONTRIBUTION 2016- 17 (RECEIVABLE)	0
EMPLOYEE SUBSCRIPTION 2015-2016	(6,23,613)		
INSTITUTE CONTRIBUTION 2015-2016	(6,23,613)		
ADD:		INVESTMENT	0
EMPLOYEE SUBSCRIPTION	76,46,284		
INSTITUTE CONTRIBUTION	76,46,284	INTEREST ACCRUED BUT NOT DUE	0
		BALANCE AT BANK	8,844
ADD: INTEREST CREDITED	0		
LESS: TRANSFERRED TO NSDL	(1,53,22,952)		
ADD:			
EMPLOYEE SUBSCRIPTION 2016- 17	0		
INSTITUTE CONTRIBUTION 2016- 17	0		
EXCESS OF INCOME OVER EXPENDITURE			
BALANCE AS ON 1/4/2014			
ADD: DURING THE YEAR			
TOTAL	8,844	TOTAL	8,844


(Nareesh Joshi)
Asst.Registrar (F&A)


(Ram Phal Dwivedi)
Registrar


(Pramod Kumar Jain)
Director




**PANDIT DWARKA PRASAD MISHRA INDIAN INSTITUTE OF INFORMATION TECHNOLOGY,
DESIGN AND MANUFACTURING, JABALPUR**

NPS TIER-I ACCOUNT

INCOME AND EXPENDITURE ACCOUNT FOR THE FINANCIAL YEAR 2016-17

AMOUNT IN ₹

EXPENDITURE	AMOUNT	INCOME	AMOUNT
INTEREST CREDITED TO SUBSCRIBER'S' ACCOUNTS		0 INTEREST EARNED ON INVESTMENT	0
		INTEREST EARNED ON SAVING BANK ACCOUNT	0
BANK CHARGES		0 BANK CHARGES	0
		INTEREST ACCRUED BUT NOT DUE	0
EXCESS OF INCOME OVER EXPENDITURE	0		
TOTAL	0	0 TOTAL	0


(Naresh Joshi)
Asst.Registrar (F&A)


(Ram Phal Dwivedi)
Registrar


(Pramod Kumar Jain)
Director




**PANDIT DWARKA PRASAD MISHRA INDIAN INSTITUTE OF INFORMATION TECHNOLOGY,
DESIGN AND MANUFACTURING, JABALPUR
NPS TIER-I ACCOUNT
RECEIPTS AND PAYMENTS ACCOUNT FOR THE FINANCIAL YEAR 2016-17**

AMOUNT IN ₹

RECEIPT	AMOUNT	PAYMENT	AMOUNT
OPENING BALANCE AS ON 1/04/2016	39,228	INVESTMENT	0
NPS TIER-I ACCOUNT			
EMPLOYEE SUBSCRIPTION	76,46,284	WITHDRAWAL/ REFUND TO NSDL	1,53,22,952
INSTITUTE CONTRIBUTION	76,46,284	PAYMENT OF LEGACY AMOUNT	0
INTEREST RECEIVED ON INVESTMENT	-		
		CLOSING BALANCE AS ON 31/3/2017	8,844
INTEREST ON SAVINGS BANK A/C	0		
INVESTMENT ENCASHED	-		
TOTAL	1,53,31,796	TOTAL	1,53,31,796



(Naresh Joshi)
Asst.Registrar (F&A)



(Ram Phal Dwivedi)
Registrar



(Pramod Kumar Jain)
Director



GFR 12 - A
[[See Rule 238 (1)]
UTILIZATION CERTIFICATE FOR THE YEAR 2016-17

GRANTS-IN-AID (CONSOLIDATED)

1. Name of the Scheme: Indian Institute(s) of Information Technology (IIITs)

2. Whether recurring or non-recurring grants: Recurring and Non-recurring

3. Grants position at the beginning of the financial year 2016-17

(i) Cash in Hand/Bank: Rs. (2,59,11,846) (including Rs.4,58,88,934 loan amount repayable and balance of Rs. 1,99,77,088)

(ii) Unadjusted advances: Rs. 4,06,950

(iii) Total: (Rs. 2,55,04,896)

4. Details of grants received, expenditure incurred and closing balances: (Actuals)

Unspent Balances of Grants received [figure as at Sl. No. 3 (iii)]	Interest Earned thereon	Interest deposited back to the Government	Grant received during the year			Total Available funds (1+2-3+4)	Expenditure incurred	Closing Balances (5-6)
1	2	3	4			5	6	7
			Sanction No. (i)	Date (ii)	Amount (iii)			
(25504896)	NIL	NIL	1. F.NO. 47-1/2016-TS-I	18.05.2016	30000000	220034930	266361328.65	(72238244.65)
			2. F.NO. 47-1/2016-TS-I	29.06.2016	60000000			
			3. F.NO. 47-1/2016-TS-I	27.09.2016	20674930			
			4. F.NO. 47-1/2016-TS-I	23.11.2016	30000000			
			5. F.NO. 47-1/2016-TS-I	31.01.2017	50000000			
			6. F.NO. 47-1/2016-TS-I	28.03.2017	29360000			

Component wise utilization of grants:

Grant-in-aid-General (Consolidated)	Grant-in-aid-Salary (Consolidated)	Grant-in-aid-creation of capital assets (Consolidated)	Total
150164203.65	112074867	4122258	266361328.65

Details of grants position at the end of the year

(i) Cash in Hand/Bank: (7,22,38,244.65)

(ii) Unadjusted Advances: NIL

(iii) Total: (7,22,38,244.65)

[Signature]

[Signature]

[Signature]

Certified that we have satisfied ourselves that the conditions on which grants were sanctioned have been duly fulfilled/are being fulfilled and that we have exercised following checks to see that the money has been actually utilized for the purpose for which it was sanctioned:

- (i) The main accounts and other subsidiary accounts and registers (including assets registers) are maintained as prescribed in the relevant Act/Rules/Standing instructions (mention the Act/Rules) and have been duly audited by designated auditors. The figures depicted above tally with the audited figures mentioned in financial statements/accounts.
- (ii) There exist internal controls for safeguarding public funds/assets, watching outcomes and achievements of physical targets against the financial inputs, ensuring quality in asset creation etc. & the periodic evaluation of internal controls is exercised to ensure their effectiveness.
- (iii) To the best of our knowledge and belief, no transactions have been entered that are in violation of relevant Act/Rules/standing instructions and scheme guidelines.
- (iv) The responsibilities among the key functionaries for execution of the scheme have been assigned in clear terms and are not general in nature.
- (v) The benefits were extended to the intended beneficiaries and only such areas were covered where the scheme was intended to operate.
- (vi) The expenditure on various components of the scheme was in the proportions authorized as per the scheme guidelines and terms and conditions of the grants-in-aid.
- (vii) It has been ensured that the physical and financial performance under Indian Institute(s) of Information Technology. (Name of the scheme) has been according to the requirements, as prescribed in the guidelines issued by Govt. of India and the performance/targets achieved statement for the year to which the utilization of the fund resulted in outcomes given at schedules duly enclosed with annual accounts.

Date: 03/05/2017

Place: Jabalpur
(Naresh Joshi)
Asst. Registrar(F&A)

(Ram Phal Dwivedi)
Registrar

(Pramod Kumar Jain)
Director



[[See Rule 238 (1)]]

UTILIZATION CERTIFICATE FOR THE YEAR 2016-17 IN RESPECT OF RECURRING

GRANTS-IN-AID GENERAL (CONSOLIDATED)

1. Name of the Scheme: Indian Institute(s) of Information Technology (IIITs)

2. Whether recurring or non-recurring grants: Recurring

3. Grants position at the beginning of the financial year 2016-17

(i) Cash in Hand/Bank : Rs. (4,31,51,975) loan amount repayable

(ii) Unadjusted advances: NIL

(iii) Total: (4,31,51,975)

4. Details of grants received, expenditure incurred and closing balances: (Actuals)

Unspent Balances of Grants received [figure as at Sl. No. 3 (iii)]	Interest Earned thereon	Interest deposited back to the Government	Grant received during the year			Total Available funds (1+2+3+4)	Expenditure incurred	Closing Balances (5-6)
1	2	3	4			5	6	7
			Sanction No. (i)	Date (ii)	Amount (iii)			
(43151975)	NIL	NIL	1. F.NO. 47-1/2016-TS-I 2. F.NO. 47-1/2016-TS-I 3. F.NO. 47-1/2016-TS-I 4. F.NO. 47-1/2016-TS-I 5. F.NO. 47-1/2016-TS-I	18.05.2016 29.06.2016 27.09.2016 23.11.2016 28.03.2017	21667000 40000000 8333000 15000000 4360000	89360000	150164203.65	(103956178.65)

Component wise utilization of grants:

Grant-in-aid-General (Consolidated)	Grant-in-aid-Salary	Grant-in-aid-creation of capital assets	Total
150164203.65	-	-	150164203.65

Details of grants position at the end of the year

(i) Cash in Hand/Bank: (10,39,56,178.65 loan amount repayable)

(ii) Unadjusted Advances: NIL

(iii) Total: (10,39,56,178.65)

Certified that we have satisfied ourselves that the conditions on which grants were sanctioned have been duly fulfilled/are being fulfilled and that we have exercised following checks to see that the money has been actually utilized for the purpose for which it was sanctioned:

(i) The main accounts and other subsidiary accounts and registers (including assets registers) are maintained as prescribed in the relevant Act/Rules/Standing instructions (mention the Act/Rules) and have been duly audited by designated auditors. The figures depicted above tally with the audited figures mentioned in financial statements/accounts.

(ii) There exist internal controls for safeguarding public funds/assets, watching outcomes and achievements of physical targets against the financial inputs, ensuring quality in asset creation etc. & the periodic evaluation of internal controls is exercised to ensure their effectiveness.

(iii) To the best of our knowledge and belief, no transactions have been entered that are in violation of relevant Act/Rules/standing instructions and scheme guidelines.

(iv) The responsibilities among the key functionaries for execution of the scheme have been assigned in clear terms and are not general in nature.

(v) The benefits were extended to the intended beneficiaries and only such areas were covered where the scheme was intended to operate.

(vi) The expenditure on various components of the scheme was in the proportions authorized as per the scheme guidelines and terms and conditions of the grants-in-aid.


(vii) It has been ensured that the physical and financial performance under Indian Institute(s) of Information Technology. (Name of the scheme) has been according to the requirements, as prescribed in the guidelines issued by Govt. of India and the performance/targets achieved statement for the year to which the utilization of the fund resulted in outcomes given at schedules duly enclosed with annual accounts.

Date: 03/05/2017

Place: Jabalpur


(Naresh Joshi)

Asst. Registrar(F&A)



(Ram Phal Dwivedi)
Registrar



(Pramod Kumar Jain)
Director



GFR 12 - B
[See Rule 256 (2)]


FORM OF UTILIZATION CERTIFICATE


(1) Certified that out of the Loan of Rs.6,08,04,203.65 SANCTIONED under ...BOG/35/12(ii) dated...15/03/2017, in favour of the Institute during the year 2016-17 an amount of Rs. 6,08,04,203.65 has been utilized for the purpose for which it was sanctioned, and that the balance of Rs. NIL.... remaining unutilized at the end of the year. It will be adjusted towards the loan payable from Grant-in-Aid receivable during the next financial year.


(2) Certified that we have satisfied ourselves that the conditions on which the loan was sanctioned have been duly fulfilled and that we have exercised the following checks to see that the money was actually spent for the purpose for which the loan was made.

Kinds of checks exercised:

1. Internal Audit.


(Naresh Joshi)
Asst. Registrar(F&A)


(Ram Phal Dwivedi)
Registrar


(Pramod Kumar Jain)
Director



GFR 12 - A
 [(See Rule 238 (1))]
 UTILIZATION CERTIFICATE FOR THE YEAR 2016-17 IN RESPECT OF RECURRING
 GRANTS-IN-AID GENERAL (GENERAL CATEGORY)

1. Name of the Scheme: Indian Institute(s) of Information Technology (IIITs)

2. Whether recurring or non-recurring grants: Recurring

3. Grants position at the beginning of the financial year 2016-17

(i) Cash in Hand/Bank : Rs.(3,17,70,582) loan amount repayable

(ii) Unadjusted advances: NIL

(iii) Total: (3,17,70,582)

4. Details of grants received, expenditure incurred and closing balances: (Actuals)

Unspent Balances of Grants received [figure as at Sl. No. 3 (iii)]	Interest Earned thereon	Interest deposited back to the Government	Grant received during the year			Total Available funds (1+2-3+4)	Expenditure incurred	Closing Balances (5-6)
1	2	3	4			5	6	7
			Sanction No. (i)	Date (ii)	Amount (iii)			
(31770582)	NIL	NIL	1. F.NO. 47-1/2016-TS-I	18.05.2016	16791925	69110000	116136995.05	(78797577.05)
			2. F.NO. 47-1/2016-TS-I	29.06.2016	31000000			
			3. F.NO. 47-1/2016-TS-I	27.09.2016	6458075			
			4. F.NO. 47-1/2016-TS-I	23.11.2016	11625000			
			5. F.NO. 47-1/2016-TS-I	28.03.2017	3235000			

Component wise utilization of grants:

Grant-in-aid-General (General Category)	Grant-in-aid-Salary	Grant-in-aid-creation of capital assets	Total
116136995.05	-	-	116136995.05

Details of grants position at the end of the year

(i) Cash in Hand/Bank: (7,87,97,577.05 loan amount repayable)

(ii) Unadjusted Advances: NIL

(iii) Total: (7,87,97,577.05)

Certified that we have satisfied ourselves that the conditions on which grants were sanctioned have been duly fulfilled/are being fulfilled and that we have exercised

following checks to see that the money has been actually utilized for the purpose for which it was sanctioned:

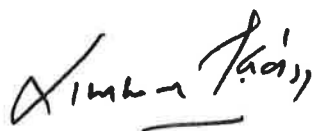
- (i) The main accounts and other subsidiary accounts and registers (including assets registers) are maintained as prescribed in the relevant Act/Rules/Standing instructions (mention the Act/Rules) and have been duly audited by designated auditors. The figures depicted above tally with the audited figures mentioned in financial statements/accounts.
- (ii) There exist internal controls for safeguarding public funds/assets, watching outcomes and achievements of physical targets against the financial inputs, ensuring quality in asset creation etc. & the periodic evaluation of internal controls is exercised to ensure their effectiveness.
- (iii) To the best of our knowledge and belief, no transactions have been entered that are in violation of relevant Act/Rules/standing instructions and scheme guidelines.
- (iv) The responsibilities among the key functionaries for execution of the scheme have been assigned in clear terms and are not general in nature.
- (v) The benefits were extended to the intended beneficiaries and only such areas were covered where the scheme was intended to operate.
- (vi) The expenditure on various components of the scheme was in the proportions authorized as per the scheme guidelines and terms and conditions of the grants-in-aid.
- (vii) It has been ensured that the physical and financial performance under Indian Institute(s) of Information Technology. (Name of the scheme) has been according to the requirements, as prescribed in the guidelines issued by Govt. of India and the performance/targets achieved statement for the year to which the utilization of the fund resulted in outcomes given at schedules duly enclosed with annual accounts.

Date: 03/05/2017

Place: Jabalpur


(Naresh Joshi)


Asst. Registrar(F&A)



(Ram Phal Dwivedi)
Registrar



(Pramod Kumar Jain)
Director



GFR 12 - B
[See Rule 256 (2)]


FORM OF UTILIZATION CERTIFICATE


(1) Certified that out of the Loan of Rs.4,70,26,995.05 SANCTIONED under ...BOG/35/12(ii) dated...15/03/2017, in favour of the Institute during the year 2016-17 an amount of Rs. 4,70,26,995.05 has been utilized for the purpose for which it was sanctioned, and that the balance of Rs. NIL.... remaining unutilized at the end of the year. It will be adjusted towards the loan payable from Grant-in-Aid receivable during the next financial year.


(2) Certified that we have satisfied ourselves that the conditions on which the loan was sanctioned have been duly fulfilled and that we have exercised the following checks to see that the money was actually spent for the purpose for which the loan was made.

Kinds of checks exercised:

1. Internal Audit.


(Naresh Joshi)
Asst. Registrar(F&A)


(Ram Phal Dwivedi)
Registrar


(Pramod Kumar Jain)
Director



GFR 12 - A

[(See Rule 238 (1))]

UTILIZATION CERTIFICATE FOR THE YEAR 2016-17 IN RESPECT OF RECURRING

GRANTS-IN-AID GENERAL (SC CATEGORY)

1. Name of the Scheme: Indian Institute(s) of Information Technology (IIITs)

2. Whether recurring or non-recurring grants: Recurring

3. Grants position at the beginning of the financial year 2016-17

(i) Cash in Hand/Bank : Rs. (76,18,136) loan amount repayable

(ii) Unadjusted advances: NIL

(iii) Total: (76,18,136)

4. Details of grants received, expenditure incurred and closing balances: (Actuals)

Unspent Balances of Grants received [figure as at Sl. No. 3 (iii)]	Interest Earned thereon	Interest deposited back to the Government	Grant received during the year			Total Available funds (1+2+3+4)	Expenditure incurred	Closing Balances (5-6)
1	2	3	4			5	6	7
			Sanction No. (i)	Date (ii)	Amount (iii)			
(7618136)	NIL	NIL	1. F.NO. 47-1/2016-TS-I 2. F.NO. 47-1/2016-TS-I 3. F.NO. 47-1/2016-TS-I 4. F.NO. 47-1/2016-TS-I 5. F.NO. 47-1/2016-TS-I	18.05.2016 29.06.2016 27.09.2016 23.11.2016 28.03.2017	3250050 6000000 1249950 2250000 750000	13500000	22689811.20	(16807947.20)

Component wise utilization of grants:

Grant-in-aid-General (SC Category)	Grant-in-aid-Salary	Grant-in-aid-creation of capital assets	Total
22689811.20	-	-	22689811.20

Details of grants position at the end of the year

(i) Cash in Hand/Bank: (1,68,07,947.20) loan amount repayable)

(ii) Unadjusted Advances: NIL

(iii) Total: (1,68,07,947.20)

Certified that we have satisfied ourselves that the conditions on which grants were sanctioned have been duly fulfilled/are being fulfilled and that we have exercised following checks to see that the money has been actually utilized for the purpose for which it was sanctioned:

(i) The main accounts and other subsidiary accounts and registers (including assets registers) are maintained as prescribed in the relevant Act/Rules/Standing instructions (mention the Act/Rules) and have been duly audited by designated auditors. The figures depicted above tally with the audited figures mentioned in financial statements/accounts.

(ii) There exist internal controls for safeguarding public funds/assets, watching outcomes and achievements of physical targets against the financial inputs, ensuring quality in asset creation etc. & the periodic evaluation of internal controls is exercised to ensure their effectiveness.

(iii) To the best of our knowledge and belief, no transactions have been entered that are in violation of relevant Act/Rules/standing instructions and scheme guidelines.

(iv) The responsibilities among the key functionaries for execution of the scheme have been assigned in clear terms and are not general in nature.

(v) The benefits were extended to the intended beneficiaries and only such areas were covered where the scheme was intended to operate.

(vi) The expenditure on various components of the scheme was in the proportions authorized as per the scheme guidelines and terms and conditions of the grants-in-aid.

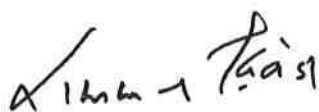
(vii) It has been ensured that the physical and financial performance under Indian Institute(s) of Information Technology. (Name of the scheme) has been according to the requirements, as prescribed in the guidelines issued by Govt. of India and the performance/targets achieved statement for the year to which the utilization of the fund resulted in outcomes given at schedules duly enclosed with annual accounts.

Date: 03/05/2017

Place: Jabalpur




(Naresh Joshi)
Asst. Registrar(F&A)



(Ram Phal Dwivedi)
Registrar



(Pramod Kumar Jain)
Director



GFR 12 - B
[See Rule 256 (2)]

FORM OF UTILIZATION CERTIFICATE

(1) Certified that out of the Loan of Rs.91,89,811.20 SANCTIONED under ...BOG/35/12(ii) dated...15/03/2017, in favour of the Institute during the year 2016-17 an amount of Rs. 91,89,811.20 has been utilized for the purpose for which it was sanctioned, and that the balance of Rs. NIL.... remaining unutilized at the end of the year. It will be adjusted towards the loan payable from Grant-in-Aid receivable during the next financial year.

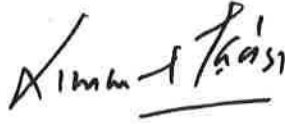
(2) Certified that we have satisfied ourselves that the conditions on which the loan was sanctioned have been duly fulfilled and that we have exercised the following checks to see that the money was actually spent for the purpose for which the loan was made.

Kinds of checks exercised:

1. Internal Audit.


(Naresh Joshi)

Asst. Registrar(F&A)



(Ram Phal Dwivedi)
Registrar



(Pramod Kumar Jain)
Director



GFR 12 – A
 [(See Rule 238 (1))]
 UTILIZATION CERTIFICATE FOR THE YEAR 2016-17 IN RESPECT OF RECURRING
 GRANTS-IN-AID GENERAL (ST CATEGORY)

1. Name of the Scheme: Indian Institute(s) of Information Technology (IIITs)

2. Whether recurring or non-recurring grants: Recurring

3. Grants position at the beginning of the financial year 2016-17

(i) Cash in Hand/Bank : Rs. (37,63,257) loan amount repayable

(ii) Unadjusted advances: NIL

(iii) Total: (37,63,257)

4. Details of grants received, expenditure incurred and closing balances: (Actuals)

Unspent Balances of Grants received [figure as at Sl. No. 3 (iii)]	Interest Earned the year	Interest deposited back to the Government	Grant received during the year			Total Available funds (1+2-3+4)	Expenditure incurred	Closing Balances (5-6)
1	2	3	4			5	6	7
			Sanction No. (i)	Date (ii)	Amount (iii)			
(3763257)	NIL	NIL	1. F.NO. 47-1/2016-TS-I	18.05.2016	1625025	6750000	11337397.40	(8350654.40)
			2. F.NO. 47-1/2016-TS-I	29.06.2016	3000000			
			3. F.NO. 47-1/2016-TS-I	27.09.2016	624975			
			4. F.NO. 47-1/2016-TS-I	23.11.2016	1125000			
			5. F.NO. 47-1/2016-TS-I	28.03.2017	375000			

Component wise utilization of grants:

Grant-in-aid-General (ST Category)	Grant-in-aid-Salary	Grant-in-aid-creation of capital assets	Total
11337397.40	-	-	11337397.40

Details of grants position at the end of the year

(i) Cash in Hand/Bank: (83,50,654.40 loan amount repayable)

(ii) Unadjusted Advances: NIL

(iii) Total: (83,50,654.40)

Certified that we have satisfied ourselves that the conditions on which grants were sanctioned have been duly fulfilled/are being fulfilled and that we have exercised following checks to see that the money has been actually utilized for the purpose for which it was sanctioned:

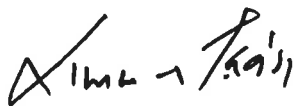
- (i) The main accounts and other subsidiary accounts and registers (including assets registers) are maintained as prescribed in the relevant Act/Rules/Standing instructions (mention the Act/Rules) and have been duly audited by designated auditors. The figures depicted above tally with the audited figures mentioned in financial statements/accounts.
- (ii) There exist internal controls for safeguarding public funds/assets, watching outcomes and achievements of physical targets against the financial inputs, ensuring quality in asset creation etc. & the periodic evaluation of internal controls is exercised to ensure their effectiveness.
- (iii) To the best of our knowledge and belief, no transactions have been entered that are in violation of relevant Act/Rules/standing instructions and scheme guidelines.
- (iv) The responsibilities among the key functionaries for execution of the scheme have been assigned in clear terms and are not general in nature.
- (v) The benefits were extended to the intended beneficiaries and only such areas were covered where the scheme was intended to operate.
- (vi) The expenditure on various components of the scheme was in the proportions authorized as per the scheme guidelines and terms and conditions of the grants-in-aid.
- (vii) It has been ensured that the physical and financial performance under Indian Institute(s) of Information Technology. (Name of the scheme) has been according to the requirements, as prescribed in the guidelines issued by Govt. of India and the performance/targets achieved statement for the year to which the utilization of the fund resulted in outcomes given at schedules duly enclosed with annual accounts.

Date: 03/05/2017

Place: Jabalpur



(Narash Joshi)
Asst. Registrar(F&A)



(Ram Phal Dwivedi)
Registrar



(Pramod Kumar Jain)
Director



GFR 12 - B
[See Rule 256 (2)]

FORM OF UTILIZATION CERTIFICATE

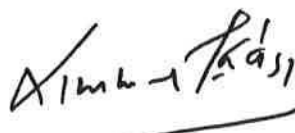
(1) Certified that out of the Loan of Rs.45,87,397.40 SANCTIONED under ...BOG/35/12(ii) dated...15/03/2017, in favour of the Institute during the year 2016-17 an amount of Rs. 45,87,397.40 has been utilized for the purpose for which it was sanctioned, and that the balance of Rs. NIL.... remaining unutilized at the end of the year. It will be adjusted towards the loan payable from Grant-in-Aid receivable during the next financial year.


(2) Certified that we have satisfied ourselves that the conditions on which the loan was sanctioned have been duly fulfilled and that we have exercised the following checks to see that the money was actually spent for the purpose for which the loan was made.

Kinds of checks exercised:

1. Internal Audit.


(Naresh Joshi)
Asst. Registrar(F&A)


(Ram Phal Dwivedi)
Registrar


(Pramod Kumar Jain)
Director



GFR 12 - A

[(See Rule 238 (1))]

UTILIZATION CERTIFICATE FOR THE YEAR 2016-17 IN RESPECT OF RECURRING

GRANTS-IN-AID SALARY (CONSOLIDATED)

1. Name of the Scheme: Indian Institute(s) of Information Technology (IIITs)

2. Whether recurring or non-recurring grants: Recurring

3. Grants position at the beginning of the financial year 2016-17

(i) Cash in Hand/Bank: 1,33,87,208 (including Rs.27,36,959 loan amount repayable)

(ii) Unadjusted advances: NIL

(iii) Total: Rs. 1,33,87,208

4. Details of grants received, expenditure incurred and closing balances: (Actuals)

Unspent Balances of Grants received [figure as at Sl. No. 3 (iii)]	Interest Earned there on	Interest deposited back to the Government	Grant received during the year			Total Available funds (1+2-3+4)	Expenditure incurred	Closing Balances (5-6)
1	2	3	4			5	6	7
			Sanction No. (i)	Date (ii)	Amount (iii)			
13387208	NIL	NIL	1. F.NO. 47-1/2016-TS-I	18.05.2016	8333000	130674930	112074867	31987271
			2. F.NO. 47-1/2016-TS-I	29.06.2016	20000000			
			3. F.NO. 47-1/2016-TS-I	27.09.2016	12341930			
			4. F.NO. 47-1/2016-TS-I	23.11.2016	15000000			
			5. F.NO. 47-1/2016-TS-I	31.01.2017	50000000			
			6. F.NO. 47-1/2016-TS-I	28.03.2017	25000000			

Component wise utilization of grants:

Grant-in-aid-General	Grant-in-aid-Salary (Consolidated)	Grant-in-aid-creation of capital assets	Total
-	112074867	-	112074867

Details of grants position at the end of the year

(i) Cash in Hand/Bank: 3,19,87,271

(ii) Unadjusted Advances: NIL

(iii) Total: 3,19,87,271

Certified that we have satisfied ourselves that the conditions on which grants were sanctioned have been duly fulfilled/are being fulfilled and that we have exercised following checks to see that the money has been actually utilized for the purpose for which it was sanctioned:

(i) The main accounts and other subsidiary accounts and registers (including assets registers) are maintained as prescribed in the relevant Act/Rules/Standing instructions (mention the Act/Rules) and have been duly audited by designated auditors. The figures depicted above tally with the audited figures mentioned in financial statements/accounts.

(ii) There exist internal controls for safeguarding public funds/assets, watching outcomes and achievements of physical targets against the financial inputs, ensuring quality in asset creation etc. & the periodic evaluation of internal controls is exercised to ensure their effectiveness.

(iii) To the best of our knowledge and belief, no transactions have been entered that are in violation of relevant Act/Rules/standing instructions and scheme guidelines.

(iv) The responsibilities among the key functionaries for execution of the scheme have been assigned in clear terms and are not general in nature.

(v) The benefits were extended to the intended beneficiaries and only such areas were covered where the scheme was intended to operate.

(vi) The expenditure on various components of the scheme was in the proportions authorized as per the scheme guidelines and terms and conditions of the grants-in-aid.


(vii) It has been ensured that the physical and financial performance under Indian Institute(s) of Information Technology. (Name of the scheme) has been according to the requirements, as prescribed in the guidelines issued by Govt. of India and the performance/targets achieved statement for the year to which the utilization of the fund resulted in outcomes given at schedules duly enclosed with annual accounts.

Date: 03/05/2017

Place: Jabalpur




(Naresh Joshi)
Asst. Registrar(F&A)



(Ram Phal Dwivedi)
Registrar



(Pramod Kumar Jain)
Director



GFR 12 - A

[[See Rule 238 (1)]]

UTILIZATION CERTIFICATE FOR THE YEAR 2016-17 IN RESPECT OF RECURRING

GRANTS-IN-AID SALARY (GENERAL CATEGORY)

1. Name of the Scheme: Indian Institute(s) of Information Technology (IIITs)

2. Whether recurring or non-recurring grants: Recurring

3. Grants position at the beginning of the financial year 2016-17

(i) Cash in Hand/Bank: Rs. (27,36,959) loan amount repayable

(ii) Unadjusted advances: NIL

(iii) Total: (Rs. 27,36,959)

4. Details of grants received, expenditure incurred and closing balances: (Actuals)

Unspent Balances of Grants received [figure as at Sl. No. 3 (iii)]	Interest Earned the year	Interest deposited back to the Government	Grant received during the year			Total Available funds (1+2-3+4)	Expenditure incurred	Closing Balances (5-6)
1	2	3	4			5	6	7
			Sanction No. (i)	Date (ii)	Amount (iii)			
(2736959)	NIL	NIL	1. F.NO. 47-1/2016-TS-I	18.05.2016	6458075	111083075	99436158	8909958
			2. F.NO. 47-1/2016-TS-I	29.06.2016	20000000			
			3. F.NO. 47-1/2016-TS-I	27.09.2016	12341930			
			4. F.NO. 47-1/2016-TS-I	23.11.2016	15000000			
			5. F.NO. 47-1/2016-TS-I	31.01.2017	45000000			
			6. F.NO. 47-1/2016-TS-I	28.03.2017	12283070			

Component wise utilization of grants:

Grant-in-aid-General	Grant-in-aid-Salary (General Category)	Grant-in-aid-creation of capital assets	Total
-	99436158	-	99436158

Details of grants position at the end of the year

(i) Cash in Hand/Bank: 89,09,958

(ii) Unadjusted Advances: NIL

(iii) Total: 89,09,958

Certified that we have satisfied ourselves that the conditions on which grants were sanctioned have been duly fulfilled/are being fulfilled and that we have exercised following checks to see that the money has been actually utilized for the purpose for which it was sanctioned:

(i) The main accounts and other subsidiary accounts and registers (including assets registers) are maintained as prescribed in the relevant Act/Rules/Standing instructions (mention the Act/Rules) and have been duly audited by designated auditors. The figures depicted above tally with the audited figures mentioned in financial statements/accounts.

(ii) There exist internal controls for safeguarding public funds/assets, watching outcomes and achievements of physical targets against the financial inputs, ensuring quality in asset creation etc. & the periodic evaluation of internal controls is exercised to ensure their effectiveness.

(iii) To the best of our knowledge and belief, no transactions have been entered that are in violation of relevant Act/Rules/standing instructions and scheme guidelines.

(iv) The responsibilities among the key functionaries for execution of the scheme have been assigned in clear terms and are not general in nature.


(v) The benefits were extended to the intended beneficiaries and only such areas were covered where the scheme was intended to operate.

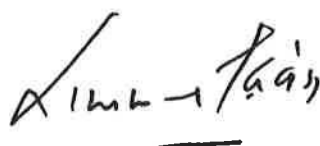
(vi) The expenditure on various components of the scheme was in the proportions authorized as per the scheme guidelines and terms and conditions of the grants-in-aid.


(vii) It has been ensured that the physical and financial performance under Indian Institute(s) of Information Technology. (Name of the scheme) has been according to the requirements, as prescribed in the guidelines issued by Govt. of India and the performance/targets achieved statement for the year to which the utilization of the fund resulted in outcomes given at schedules duly enclosed with annual accounts.


Date: 03/05/2017

Place: Jabalpur


(Naresh Joshi)
Asst. Registrar(F&A)


(Ram Phal Dwivedi)
Registrar


(Pramod Kumar Jain)
Director



GFR 12 - A
 [(See Rule 238 (1))]
 UTILIZATION CERTIFICATE FOR THE YEAR 2016-17 IN RESPECT OF RECURRING
 GRANTS-IN-AID SALARY (SC CATEGORY)

1. Name of the Scheme: Indian Institute(s) of Information Technology (IIITs)

2. Whether recurring or non-recurring grants: Recurring

3. Grants position at the beginning of the financial year 2016-17

(i) Cash in Hand/Bank: Rs.86,57,948

(ii) Unadjusted advances: NIL

(iii) Total: Rs.86,57,948

4. Details of grants received, expenditure incurred and closing balances: (Actuals)

Unspent Balances of Grants received [figure as at Sl. No. 3 (iii)]	Interest Earned there on	Interest deposited back to the Government	Grant received during the year			Total Available funds (1+2-3+4)	Expenditure incurred	Closing Balances (5-6)
1	2	3	4			5	6	7
			Sanction No. (i)	Date (ii)	Amount (iii)			
8657948	NIL	NIL	1. F.NO. 47-1/2016-TS-I 2. F.NO. 47-1/2016-TS-I 3. F.NO. 47-1/2016-TS-I	18.05.2016 31.01.2017 28.03.2017	1249950 3500000 8477953	13227903	9152347	12733504

Component wise utilization of grants:

Grant-in-aid-General	Grant-in-aid-Salary (SC Category)	Grant-in-aid-creation of capital assets	Total
-	9152347	-	9152347

Details of grants position at the end of the year

(i) Cash in Hand/Bank: 1,27,33,504

(ii) Unadjusted Advances: NIL

(iii) Total: 1,27,33,504

Certified that we have satisfied ourselves that the conditions on which grants were sanctioned have been duly fulfilled/are being fulfilled and that we have exercised following checks to see that the money has been actually utilized for the purpose for which it was sanctioned:

- (i) The main accounts and other subsidiary accounts and registers (including assets registers) are maintained as prescribed in the relevant Act/Rules/Standing instructions (mention the Act/Rules) and have been duly audited by designated auditors. The figures depicted above tally with the audited figures mentioned in financial statements/accounts.
- (ii) There exist internal controls for safeguarding public funds/assets, watching outcomes and achievements of physical targets against the financial inputs, ensuring quality in asset creation etc. & the periodic evaluation of internal controls is exercised to ensure their effectiveness.
- (iii) To the best of our knowledge and belief, no transactions have been entered that are in violation of relevant Act/Rules/standing instructions and scheme guidelines.
- (iv) The responsibilities among the key functionaries for execution of the scheme have been assigned in clear terms and are not general in nature.
- (v) The benefits were extended to the intended beneficiaries and only such areas were covered where the scheme was intended to operate.
- (vi) The expenditure on various components of the scheme was in the proportions authorized as per the scheme guidelines and terms and conditions of the grants-in-aid.
- (vii) It has been ensured that the physical and financial performance under Indian Institute(s) of Information Technology. (Name of the scheme) has been according to the requirements, as prescribed in the guidelines issued by Govt. of India and the performance/targets achieved statement for the year to which the utilization of the fund resulted in outcomes given at schedules duly enclosed with annual accounts.

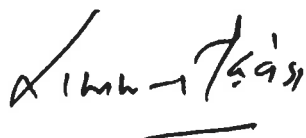
Date: 03/05/2017

Place: Jabalpur



(Naresh Joshi)

Asst. Registrar(F&A)




(Ram Phal Dwivedi)

Registrar



(Pramod Kumar Jain)

Director



GFR 12 - A
 [(See Rule 238 (1))]
 UTILIZATION CERTIFICATE FOR THE YEAR 2016-17 IN RESPECT OF RECURRING
 GRANTS-IN-AID SALARY (ST CATEGORY)

1. Name of the Scheme: Indian Institute(s) of Information Technology (IIITs)

2. Whether recurring or non-recurring grants: Recurring

3. Grants position at the beginning of the financial year 2016-17

(i) Cash in Hand/Bank: Rs.74,66,219

(ii) Unadjusted advances: NIL

(iii) Total: Rs.74,66,219

4. Details of grants received, expenditure incurred and closing balances: (Actuals)

Unspent Balances of Grants received [figure as at Sl. No. 3 (iii)]	Interest Earned there on	Interest deposited back to the Government	Grant received during the year			Total Available funds (1+2-3+4)	Expenditure incurred	Closing Balances (5-6)
1	2	3	4			5	6	7
			Sanction No. (i)	Date (ii)	Amount (iii)			
7466219	NIL	NIL	1. F.NO. 47-1/2016-TS-I 2. F.NO. 47-1/2016-TS-I 3. F.NO. 47-1/2016-TS-I	18.05.2016 31.01.2017 28.03.2017	624975 1500000 4238977	6363952	3486362	10343809

Component wise utilization of grants:

Grant-in-aid-General	Grant-in-aid-Salary (ST Category)	Grant-in-aid-creation of capital assets	Total
-	3486362	-	3486362

Details of grants position at the end of the year

(i) Cash in Hand/Bank: 1,03,43,809

(ii) Unadjusted Advances: NIL


(iii) Total: 1,03,43,809

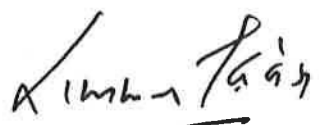
Certified that we have satisfied ourselves that the conditions on which grants were sanctioned have been duly fulfilled/are being fulfilled and that we have exercised following checks to see that the money has been actually utilized for the purpose for which it was sanctioned:


- (i) The main accounts and other subsidiary accounts and registers (including assets registers) are maintained as prescribed in the relevant Act/Rules/Standing instructions (mention the Act/Rules) and have been duly audited by designated auditors. The figures depicted above tally with the audited figures mentioned in financial statements/accounts.
- (ii) There exist internal controls for safeguarding public funds/assets, watching outcomes and achievements of physical targets against the financial inputs, ensuring quality in asset creation etc. & the periodic evaluation of internal controls is exercised to ensure their effectiveness.
- (iii) To the best of our knowledge and belief, no transactions have been entered that are in violation of relevant Act/Rules/standing instructions and scheme guidelines.
- (iv) The responsibilities among the key functionaries for execution of the scheme have been assigned in clear terms and are not general in nature.
- (v) The benefits were extended to the intended beneficiaries and only such areas were covered where the scheme was intended to operate.
- (vi) The expenditure on various components of the scheme was in the proportions authorized as per the scheme guidelines and terms and conditions of the grants-in-aid.
- (vii) It has been ensured that the physical and financial performance under Indian Institute(s) of Information Technology. (Name of the scheme) has been according to the requirements, as prescribed in the guidelines issued by Govt. of India and the performance/targets achieved statement for the year to which the utilization of the fund resulted in outcomes given at schedules duly enclosed with annual accounts.

Date: 03/05/2017

Place: Jabalpur


(Naresh Joshi)
Asst. Registrar(F&A)


(Ram Phal Dwivedi)
Registrar


(Pramod Kumar Jain)
Director



GFR 12 - A

[(See Rule 238 (1))]

UTILIZATION CERTIFICATE FOR THE YEAR 2016-17 IN RESPECT OF NON-RECURRING

GRANTS-IN-AID CREATION OF CAPITAL ASSETS (CONSOLIDATED)

1. Name of the Scheme: Indian Institute(s) of Information Technology (IIITs)

2. Whether recurring or non-recurring grants: Non-Recurring

3. Grants position at the beginning of the financial year 2016-17

(i) Cash in Hand/Bank: Rs.38,52,921

(ii) Unadjusted advances: Rs.4,06,950

(iii) Total: Rs. 42,59,871

4. Details of grants received, expenditure incurred and closing balances: (Actuals)

Unspent Balances of Grants received [figure as at Sl. No. 3 (iii)]	Interest Earned thereon	Interest deposited back to the Government	Grant received during the year			Total Available funds (1+2-3+4)	Expenditure incurred	Closing Balances (5-6)
1	2	3	4			5	6	7
			Sanction No. (i)	Date (ii)	Amount (iii)			
4259871	NIL	NIL	NIL	NIL	NIL	4259871	4122258	137613

Component wise utilization of grants:

Grant-in-aid-General	Grant-in-aid-Salary	Grant-in-aid-creation of capital assets (Consolidated)	Total
-	-	4122258	4122258

Details of grants position at the end of the year

(i) Cash in Hand/Bank: 1,37,613

(ii) Unadjusted Advances: NIL

(iii) Total: 1,37,613

Certified that we have satisfied ourselves that the conditions on which grants were sanctioned have been duly fulfilled/are being fulfilled and that we have exercised following checks to see that the money has been actually utilized for the purpose for which it was sanctioned:

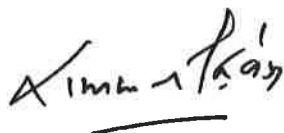
- (i) The main accounts and other subsidiary accounts and registers (including assets registers) are maintained as prescribed in the relevant Act/Rules/Standing instructions (mention the Act/Rules) and have been duly audited by designated auditors. The figures depicted above tally with the audited figures mentioned in financial statements/accounts.
- (ii) There exist internal controls for safeguarding public funds/assets, watching outcomes and achievements of physical targets against the financial inputs, ensuring quality in asset creation etc. & the periodic evaluation of internal controls is exercised to ensure their effectiveness.
- (iii) To the best of our knowledge and belief, no transactions have been entered that are in violation of relevant Act/Rules/standing instructions and scheme guidelines.
- (iv) The responsibilities among the key functionaries for execution of the scheme have been assigned in clear terms and are not general in nature.
- (v) The benefits were extended to the intended beneficiaries and only such areas were covered where the scheme was intended to operate.
- (vi) The expenditure on various components of the scheme was in the proportions authorized as per the scheme guidelines and terms and conditions of the grants-in-aid.
- (vii) It has been ensured that the physical and financial performance under Indian Institute(s) of Information Technology. (Name of the scheme) has been according to the requirements, as prescribed in the guidelines issued by Govt. of India and the performance/targets achieved statement for the year to which the utilization of the fund resulted in outcomes given at schedules duly enclosed with annual accounts.

Date: 03/05/2017

Place: Jabalpur


(Naresh Joshi)


Asst. Registrar(F&A)



(Ram Phal Dwivedi)
Registrar



(Pramod Kumar Jain)
Director



UTILIZATION CERTIFICATE FOR THE YEAR 2016-17 IN RESPECT OF NON-RECURRING

GRANTS-IN-AID CREATION OF CAPITAL ASSETS (GENERAL CATEGORY)

1. Name of the Scheme: Indian Institute(s) of Information Technology (IIITs)

2. Whether recurring or non-recurring grants: Non-Recurring

3. Grants position at the beginning of the financial year 2016-17

(i) Cash in Hand/Bank: Rs.22,39,237

(ii) Unadjusted advances: Rs.2,36,031

(iii) Total: Rs.24,75,268

4. Details of grants received, expenditure incurred and closing balances: (Actuals)

Unspent Balances of Grants received [figure as at Sl. No. 3 (iii)]	Interest Earned thereon	Interest deposited back to the Government	Grant received during the year			Total Available funds (1+2-3+4)	Expenditure incurred	Closing Balances (5-6)
1	2	3	4			5	6	7
			Sanction No. (i)	Date (ii)	Amount (iii)			
2475268	NIL	NIL	NIL	NIL	NIL	2475268	2390909	84359

Component wise utilization of grants:

Grant-in-aid-General	Grant-in-aid-Salary	Grant-in-aid-creation of capital assets (General Category)	Total
.	-	2390909	2390909

Details of grants position at the end of the year

(i) Cash in Hand/Bank: Rs. 84,359

(ii) Unadjusted Advances: NIL

(iii) Total: Rs. 84,359

Certified that we have satisfied ourselves that the conditions on which grants were sanctioned have been duly fulfilled/are being fulfilled and that we have exercised following checks to see that the money has been actually utilized for the purpose for which it was sanctioned:

(i) The main accounts and other subsidiary accounts and registers (including assets registers) are maintained as prescribed in the relevant Act/Rules/Standing instructions (mention the Act/Rules) and have been duly audited by designated auditors. The figures depicted above tally with the audited figures mentioned in financial statements/accounts.

(ii) There exist internal controls for safeguarding public funds/assets, watching outcomes and achievements of physical targets against the financial inputs, ensuring quality in asset creation etc. & the periodic evaluation of internal controls is exercised to ensure their effectiveness.

(iii) To the best of our knowledge and belief, no transactions have been entered that are in violation of relevant Act/Rules/standing instructions and scheme guidelines.

(iv) The responsibilities among the key functionaries for execution of the scheme have been assigned in clear terms and are not general in nature.

(v) The benefits were extended to the intended beneficiaries and only such areas were covered where the scheme was intended to operate.

(vi) The expenditure on various components of the scheme was in the proportions authorized as per the scheme guidelines and terms and conditions of the grants-in-aid.

(vii) It has been ensured that the physical and financial performance under Indian Institute(s) of Information Technology. (Name of the scheme) has been according to the requirements, as prescribed in the guidelines issued by Govt. of India and the performance/targets achieved statement for the year to which the utilization of the fund resulted in outcomes given at schedules duly enclosed with annual accounts.


Date: 03/05/2017

Place: Jabalpur



(Naresh Joshi)

Asst. Registrar(F&A)




(Ram Phal Dwivedi)

Registrar



(Pramod Kumar Jain)

Director



UTILIZATION CERTIFICATE FOR THE YEAR 2016-17 IN RESPECT OF NON-RECURRING

GRANTS-IN-AID CREATION OF CAPITAL ASSETS (SC CATEGORY)

1. Name of the Scheme: Indian Institute(s) of Information Technology (IIITs)

2. Whether recurring or non-recurring grants: Non-Recurring

3. Grants position at the beginning of the financial year 2016-17

(i) Cash in Hand/Bank: Rs.6,41,789

(ii) Unadjusted advances: Rs.69,182

(iii) Total: Rs.7,10,971

4. Details of grants received, expenditure incurred and closing balances: (Actuals)

Unspent Balances of Grants received [figure as at Sl. No. 3 (iii)]	Interest Earned thereon	Interest deposited back to the Government	Grant received during the year			Total Available funds (1+2-3+4)	Expenditure incurred	Closing Balances (5-6)
1	2	3	4			5	6	7
			Sanction No. (i)	Date (ii)	Amount (iii)			
710971	NIL	NIL	NIL	NIL	NIL	710971	700784	10187

Component wise utilization of grants:

Grant-in-aid-General	Grant-in-aid-Salary	Grant-in-aid-creation of capital assets (SC Category)	Total
.	-	700784	700784

Details of grants position at the end of the year

(i) Cash in Hand/Bank: Rs. 10,187

(ii) Unadjusted Advances: NIL

(iii) Total: Rs. 10,187

11

Certified that we have satisfied ourselves that the conditions on which grants were sanctioned have been duly fulfilled/are being fulfilled and that we have exercised following checks to see that the money has been actually utilized for the purpose for which it was sanctioned:

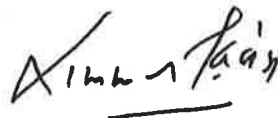
- (i) The main accounts and other subsidiary accounts and registers (including assets registers) are maintained as prescribed in the relevant Act/Rules/Standing instructions (mention the Act/Rules) and have been duly audited by designated auditors. The figures depicted above tally with the audited figures mentioned in financial statements/accounts.
- (ii) There exist internal controls for safeguarding public funds/assets, watching outcomes and achievements of physical targets against the financial inputs, ensuring quality in asset creation etc. & the periodic evaluation of internal controls is exercised to ensure their effectiveness.
- (iii) To the best of our knowledge and belief, no transactions have been entered that are in violation of relevant Act/Rules/standing instructions and scheme guidelines.
- (iv) The responsibilities among the key functionaries for execution of the scheme have been assigned in clear terms and are not general in nature.
- (v) The benefits were extended to the intended beneficiaries and only such areas were covered where the scheme was intended to operate.
- (vi) The expenditure on various components of the scheme was in the proportions authorized as per the scheme guidelines and terms and conditions of the grants-in-aid.
- (vii) It has been ensured that the physical and financial performance under Indian Institute(s) of Information Technology. (Name of the scheme) has been according to the requirements, as prescribed in the guidelines issued by Govt. of India and the performance/targets achieved statement for the year to which the utilization of the fund resulted in outcomes given at schedules duly enclosed with annual accounts.

Date: 03/05/2017

Place: Jabalpur



(Naresh Joshi)
Asst. Registrar(F&A)



(Ram Phal Dwivedi)
Registrar



(Pramod Kumar Jain)
Director



UTILIZATION CERTIFICATE FOR THE YEAR 2016-17 IN RESPECT OF NON- RECURRING

GRANTS-IN-AID: CREATION OF CAPITAL ASSETS (ST CATEGORY)

1. Name of the Scheme: Indian Institute(s) of Information Technology (IIITs)

2. Whether recurring or non-recurring grants: Non-Recurring

3. Grants position at the beginning of the financial year 2016-17

(i) Cash in Hand/Bank: Rs.9,71,895

(ii) Unadjusted advances: Rs.1,01,737

(iii) Total: Rs.10,73,632

4. Details of grants received, expenditure incurred and closing balances: (Actuals)

Unspent Balances of Grants received [figure as at Sl. No. 3 (iii)]	Interest Earned thereon	Interest deposited back to the Government	Grant received during the year			Total Available funds (1+2-3+4)	Expenditure incurred	Closing Balances (5-6)
1	2	3	4			5	6	7
			Sanction No. (i)	Date (ii)	Amount (iii)			
1073632	NIL	NIL	NIL	NIL	NIL	1073632	1030565	43067

Component wise utilization of grants:

Grant-in-aid-General	Grant-in-aid-Salary	Grant-in-aid-creation of capital assets (ST Category)	Total
.	-	1030565	1030565

Details of grants position at the end of the year

(i) Cash in Hand/Bank: Rs. 43,067

(ii) Unadjusted Advances: NIL

(iii) Total: Rs. 43,067

Certified that we have satisfied ourselves that the conditions on which grants were sanctioned have been duly fulfilled/are being fulfilled and that we have exercised following checks to see that the money has been actually utilized for the purpose for which it was sanctioned:

(i) The main accounts and other subsidiary accounts and registers (including assets registers) are maintained as prescribed in the relevant Act/Rules/Standing instructions (mention the Act/Rules) and have been duly audited by designated auditors. The figures depicted above tally with the audited figures mentioned in financial statements/accounts.

(ii) There exist internal controls for safeguarding public funds/assets, watching outcomes and achievements of physical targets against the financial inputs, ensuring quality in asset creation etc. & the periodic evaluation of internal controls is exercised to ensure their effectiveness.

(iii) To the best of our knowledge and belief, no transactions have been entered that are in violation of relevant Act/Rules/standing instructions and scheme guidelines.

(iv) The responsibilities among the key functionaries for execution of the scheme have been assigned in clear terms and are not general in nature.

(v) The benefits were extended to the intended beneficiaries and only such areas were covered where the scheme was intended to operate.

(vi) The expenditure on various components of the scheme was in the proportions authorized as per the scheme guidelines and terms and conditions of the grants-in-aid.

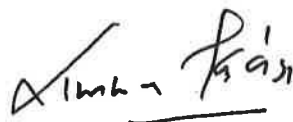
(vii) It has been ensured that the physical and financial performance under Indian Institute(s) of Information Technology. (Name of the scheme) has been according to the requirements, as prescribed in the guidelines issued by Govt. of India and the performance/targets achieved statement for the year to which the utilization of the fund resulted in outcomes given at schedules duly enclosed with annual accounts.

Date: 03/05/2017

Place: Jabalpur


(Naresh Joshi)


Asst. Registrar(F&A)



(Ram Phal Dwivedi)
Registrar



(Pramod Kumar Jain)
Director



FC/29/5	Any other agenda with the permission of the Chair.
---------	--



(Naresh Joshi)
Assistant Registrar (F&A) /
Secretary Finance Committee

Agenda is placed for approval please.



Director



Chairperson, Finance Committee